

Botprobe - Reducing Network Threat Intelligence Big Data & Pre/Post Forensic Data

`adrian.winckles@anglia.ac.uk`

project background

PhD: “*a botnet needle in a virtual haystack*”

- a mechanism to **capture** botnet communication traffic in virtualised environments such as *Cloud Service Providers*.

why?

- cloud providers are building block for IoT
- a great hosting platform for botnets

interesting built environment:

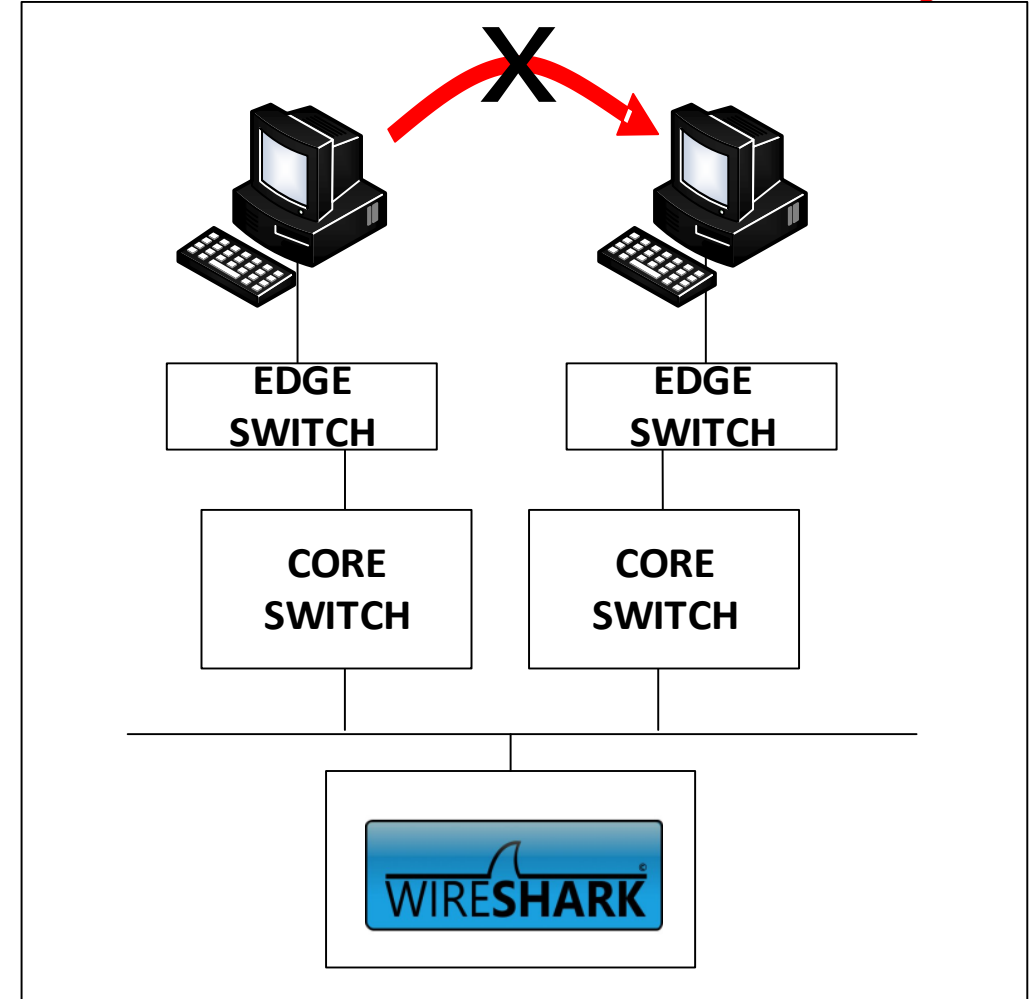
- tenant isolation, data privacy
- internal infrastructure is an attack surface

packet capture

if you want to capture network
traffic for threat detection:

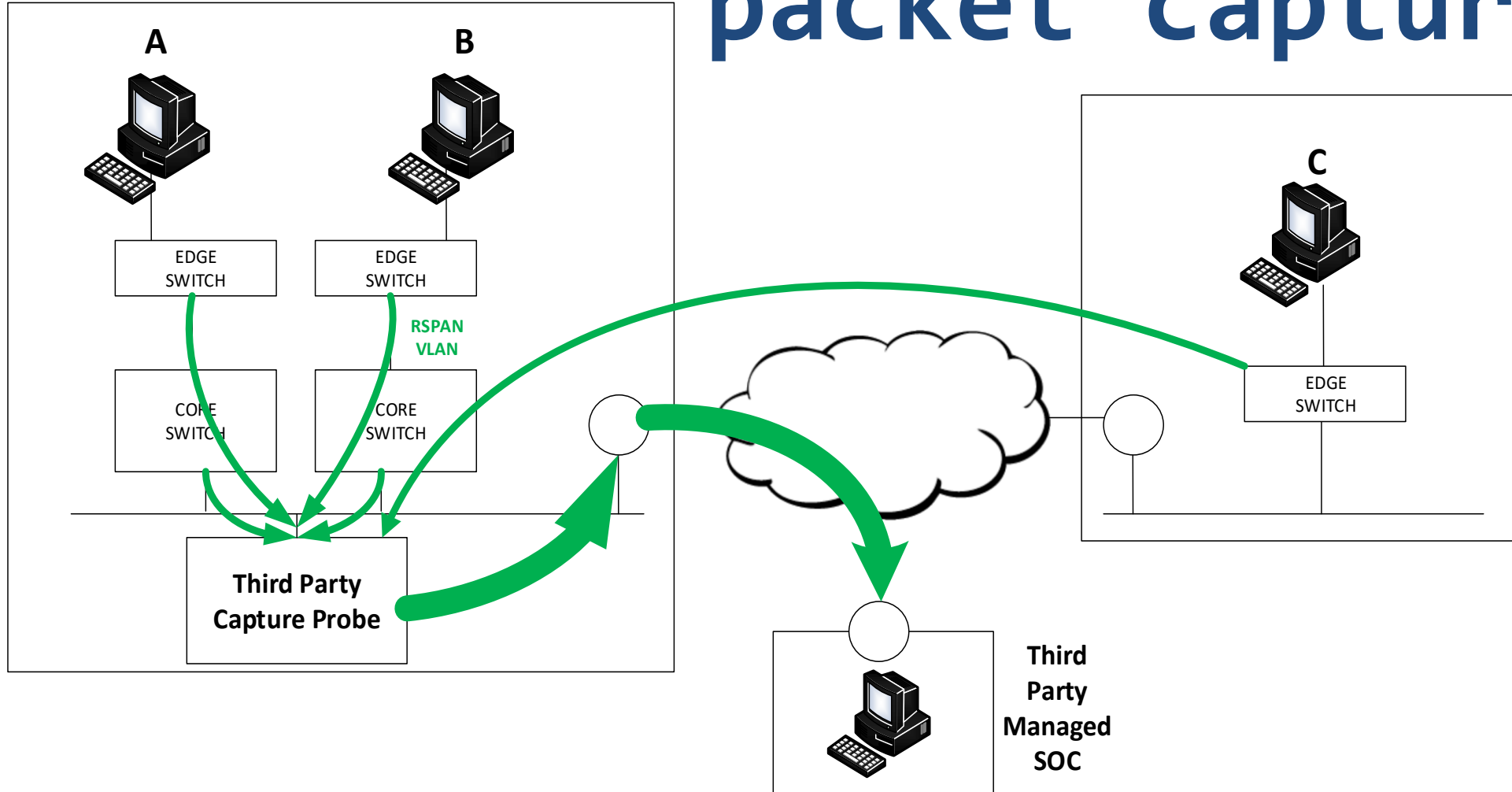
use wireshark/tcpdump et al

~~bot~~probe



packet capture

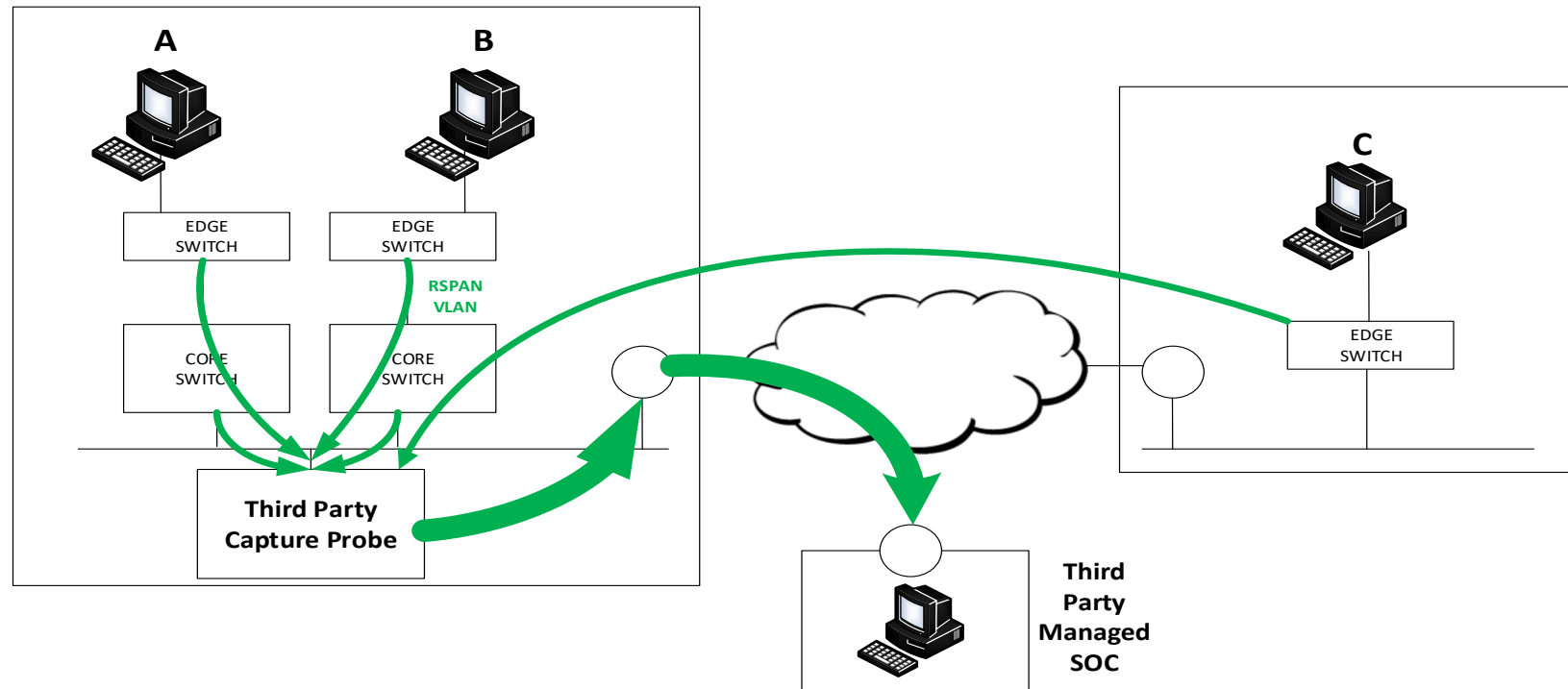
botprobe



packet capture

Three drawbacks in this scenario:

- 1) port mirroring **doubles** network bandwidth volumes
- 2) assumes the monitored devices support **mirroring**
- 3) **big fat pipe** to send traffic to a 3rd party SOC



history lesson

1980's

Simple Network Management Protocol (SNMP)

- MIB information is limited, so use syslog
- Syslog is unstructured

1990's

- 1991 – IETF proposed packet aggregation into flows
- 1993 – Disbanded due to lack of interest
- 1996 – Cisco patented NetFlow

-

continued...

history lesson

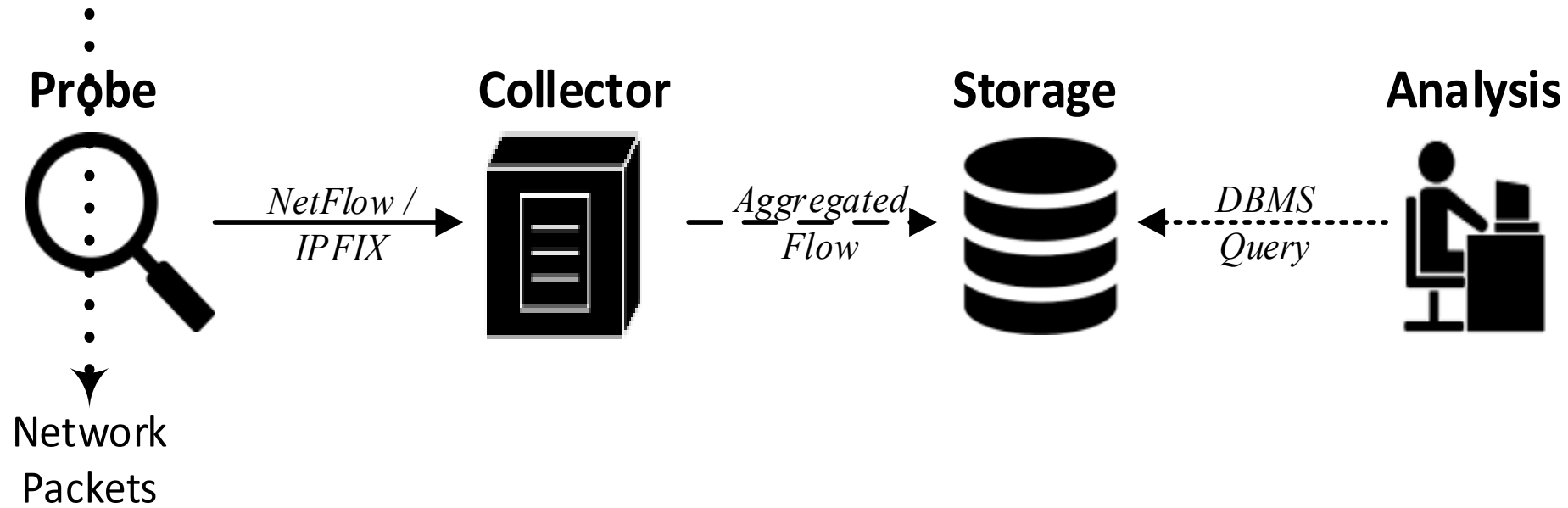
1996 – Cisco patented NetFlow

flow aggregates similar traffic based on an attributes tuple:

e.g. 5 field flow tuple: { *sIP*, *dIP*, *sPort*, *dPort*, *protocol* }

- *PCAP is a phone call*
- *flow is the phone bill (who, when, how long)*

flow export architecture



history lesson

1996 – Cisco patented NetFlow

2002 – NetFlow v5

2004 – NetFlow v9

NetFlow was designed for application to **network management**, but has limitations when applied to **threat detection**:

- NFv5 has 18 **fixed** fields (only **10** useful!)
- **header** information ONLY
- transport layer is **UDP** only
- **no support for**: MPLS, IPv6, VLANs, MAC addresses
- [typically 1:50 sampling rates]

*Cisco NFv9 supports (most) of these, but is **proprietary**.*

IP Flow Information eXport

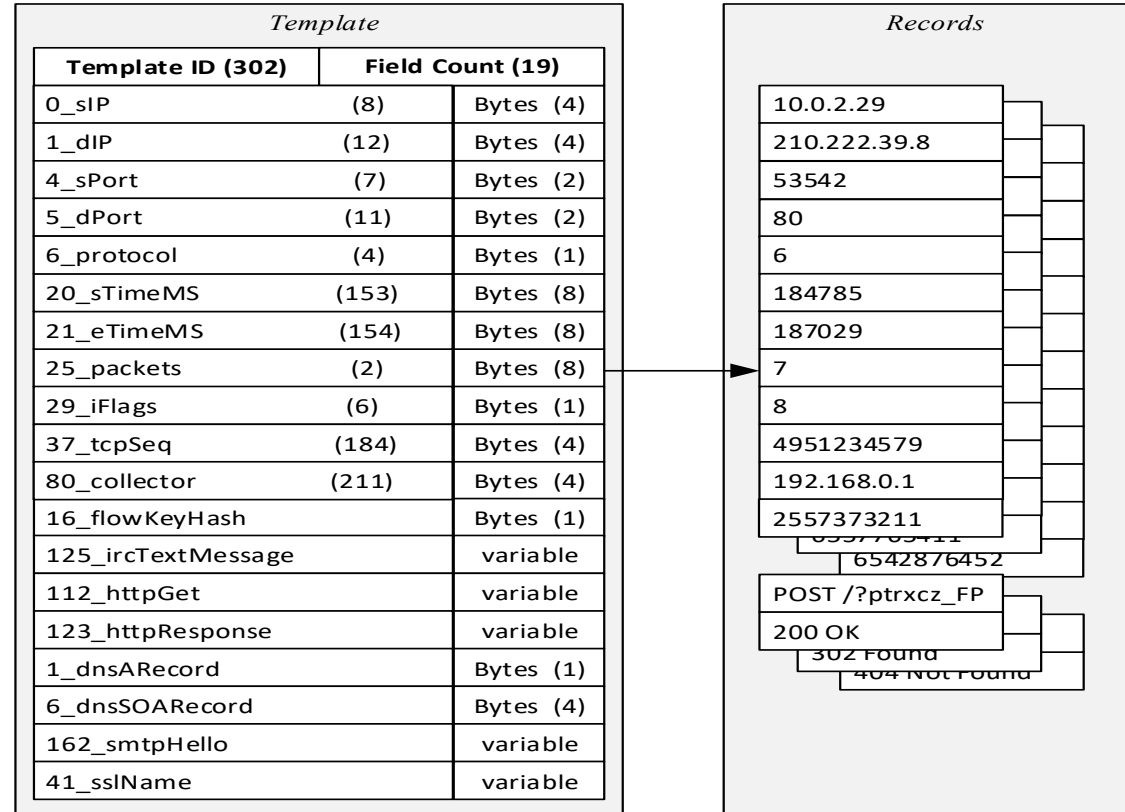
botprobe

2013 – IPFIX the flow export standard ([RFC7011](#) - [RFC7015](#))

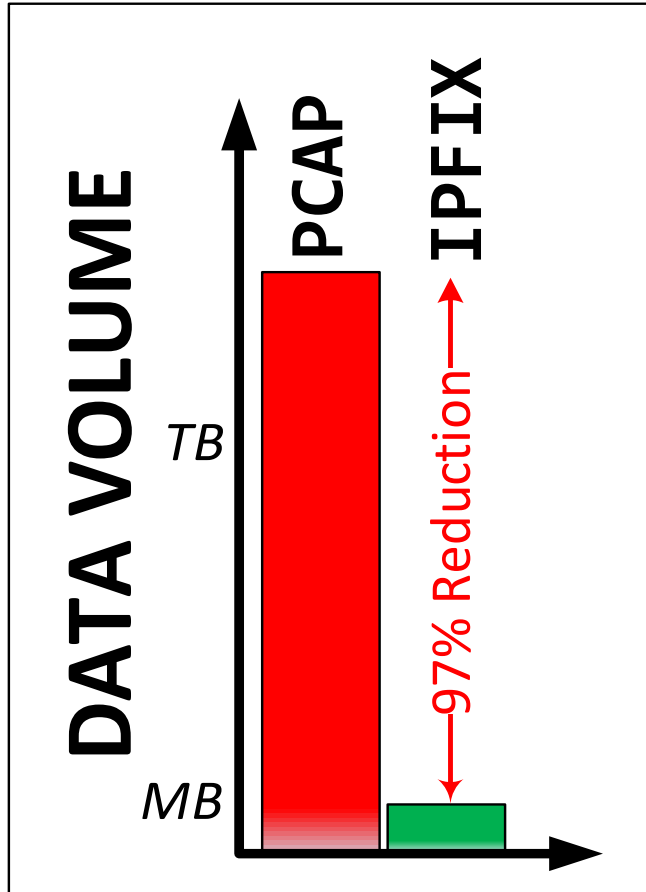
IPFIX IS A FLOW EXPORT PROTOCOL IN ITS OWN RIGHT (not NFv10)

- » Standards-based: **vendor neutrality**
- » Extensible:
 - NFv5 – fixed template: 18 fields
 - NFv9 – 79 fields (104 if Cisco)
 - IPFIX – 433 **Information Elements** (IANA)
- » EEs create your own bespoke **Enterprise Elements**
- » Security: security by design
- » Future-proof: supports IPv6, MPLS and multi-cast

botprobe template



botprobe performance



pcap
data volumes: 99.4 MB
load/analysis: 172.5 sec

botprobe
3.0 MB
0.2 sec

botnet detection

repeated 30 botnet experiments:

- » 97% less capture data volume
- » faster capture
- » no change to algorithm feeds

	Gates, et al.	BLINC Karagiannis, et al.	Karasaridis, et al.	RISHI Goebel & Holtz	BOTHUNTER Gu, et al.	BOTSNIFER Gu, et al.	BOTMINER Gu, et al.	Strayer, et al.	BOTLAB John, et al.	Wurzing, et al.
Publication Year	2004	2005	2007	2007	2007	2008	2008	2008	2009	2009
IRC, HTTP, P2P	-	P	I	I	I	I,H	I,H,P	I	H	I,H,P
P = Packet Capture 5 = NFv5, 9 = NFv9	5	5	5,P	P	P	P	5,P	5	-	P
NFv5 Attributes	srcIPv4	✓	✓	✓	✓	✓	✓		✓	✓
	dstIPv4	✓	✓	✓	✓	✓	✓		✓	✓
	srcPort	✓		✓	✓	✓	✓		✓	✓
	dstPort	✓		✓	✓	✓	✓		✓	✓
	proto	✓	✓		✓	✓		✓	✓	✓
	packetTotal	✓	✓	✓			✓	✓		✓
	byteTotal	✓	✓	✓			✓	✓		✓
	TCPFlag	✓		✓	✓	✓		✓		
	time Stamp	✓	✓	✓	✓	✓	✓	✓		✓
Non-NFv5 Attributes	flowDirection		✓				✓			
	flowsTotal			✓						
	1stPacketSize									
	payloadSize									✓
	irc_Header		✓	✓	✓	✓				
	http_URL			✓		✓			✓	✓
	http_UserAgent									✓
	http_Server									
	http_Response									
	smtp						✓		✓	✓
	dns						✓		✓	

ipfix v pcap

PCAP	IPFIX	so what?
SPAN mirroring	Inline TAP	mirroring doubles network bandwidth, TAP is more efficient
dedicated infrastructure	s/w probe on any device	more control over data capture, lower data volumes
plain Text	encryption, replay protection	security by design, can be sent over internet
unstructured data	structured data	easier search
TB data volumes	MB data volumes	97% reduction data volumes
full packet: payload	L3/L7 templates-capture	privacy, lawful inspection.

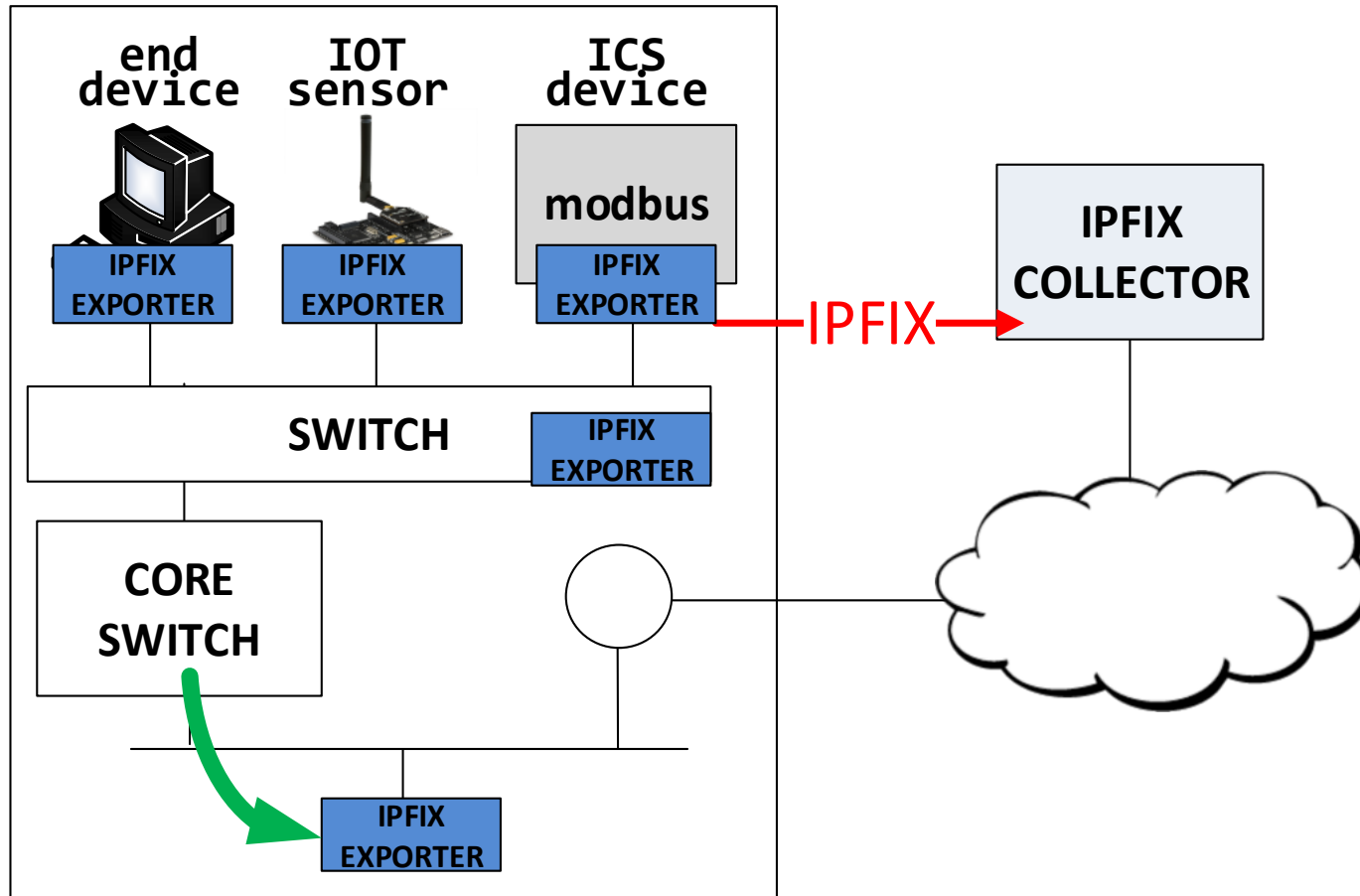
case studies

further IPFIX templates:

- **botprobe** : botnets
- **smtpprobe** : spam traffic
- **httpprobe** : malicious http streams
- **iotprobe** : malicious IoT traffic
- **icsprobe** : malicious Industrial Control Systems traffic

if an attribute is present in a packet [header or payload], we can capture it.

ipfix capture

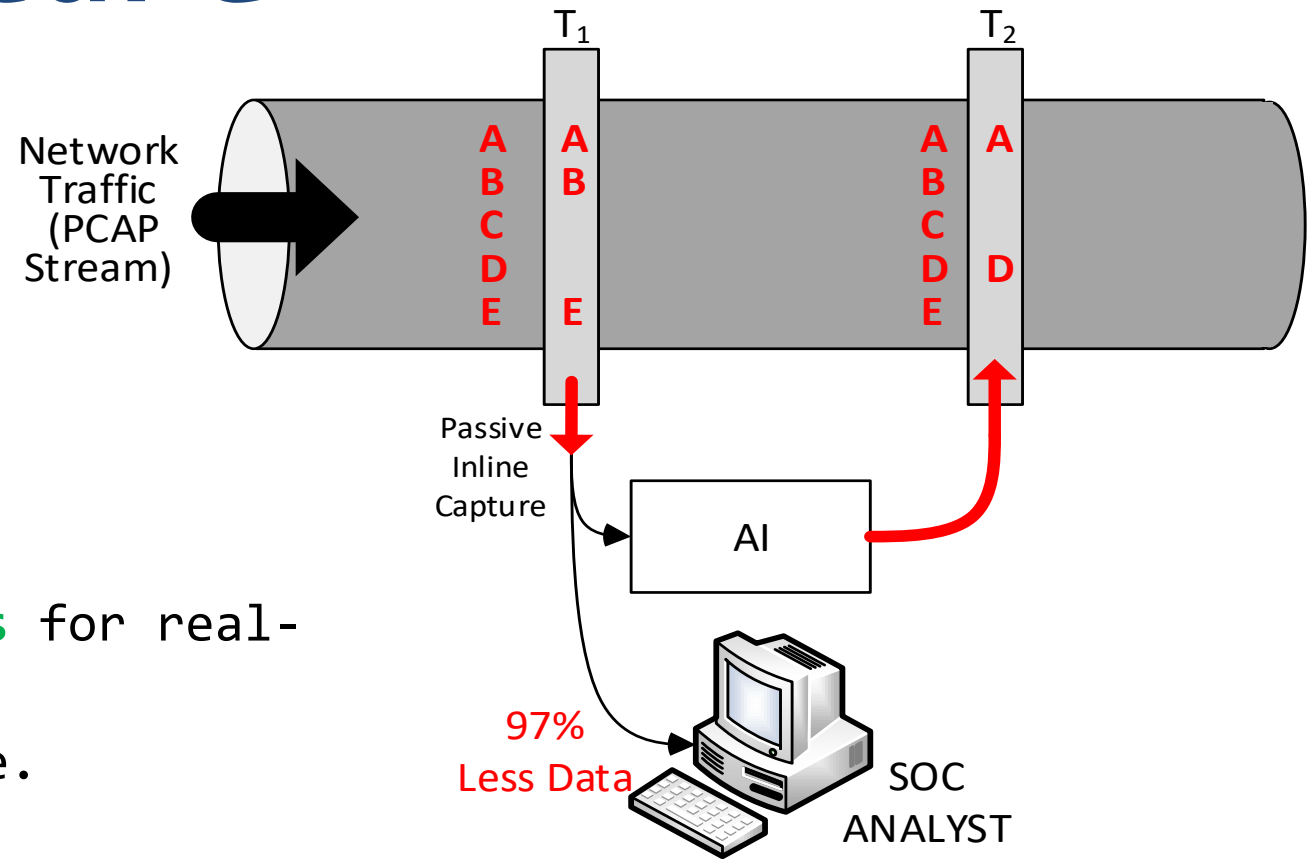


- software probes
- end-point protection
- increased visibility for fewer probes
- lower capture volumes

adaptive capture

botprobe

machine learning **genetic algorithms** for real-time template
adaption as traffic profiles change.



threat detection

three key phases of a cyber attack:


- infection
- detection
- response

average time to detect a cyberattack is **205 days** (Gartner, 2016)

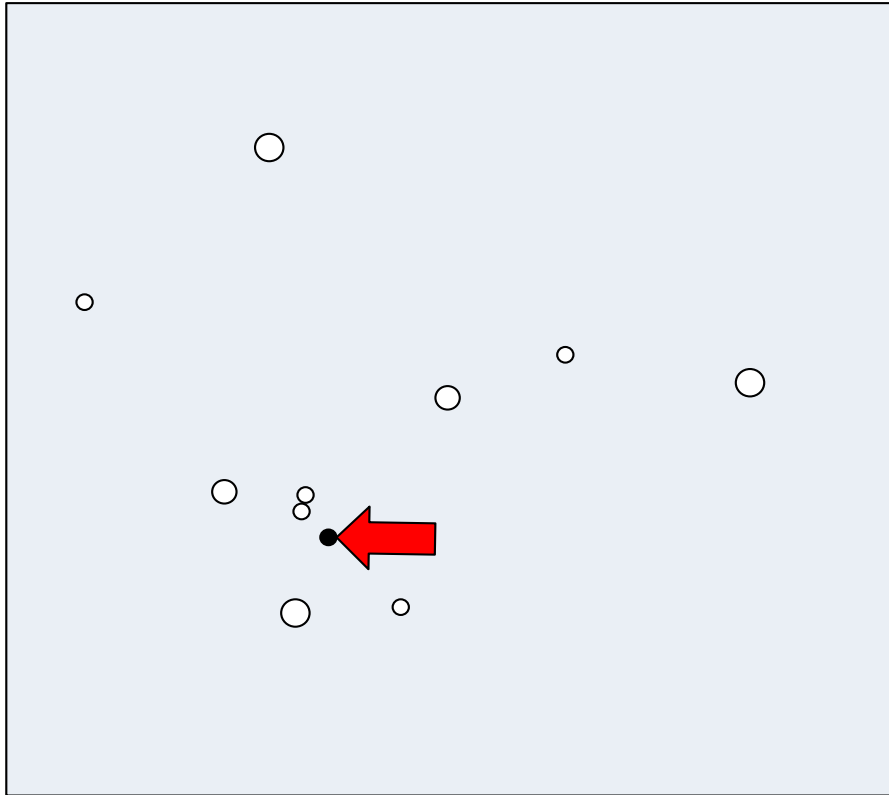
the cost of a cyber attack is **reputational**, not just financial.

big data challenge

Network Big Data



big data challenge



97% reduction in threat intel. data volumes

- 1) SOC team reacts faster to cyberattacks
- 2) protecting business assets and reputation

new opportunities

template extensibility + big data reduction =

- automated mitigation
- legal interception
- pre-event forensics
- pcap indexing [flow indexing]
- new detection algorithms [*not just for botnets*]

we need you...

if you are interested in collaboration,
We'd love to talk with you:

`adrian.winckles@anglia.ac.uk`
`www.botprobe.co.uk`