

From Battlefield to Bunker

Matt Lorentzen

4th December 2018

Matt Lorentzen



Principal Security Consultant
Trustwave SpiderLabs
CCSAS, CCT

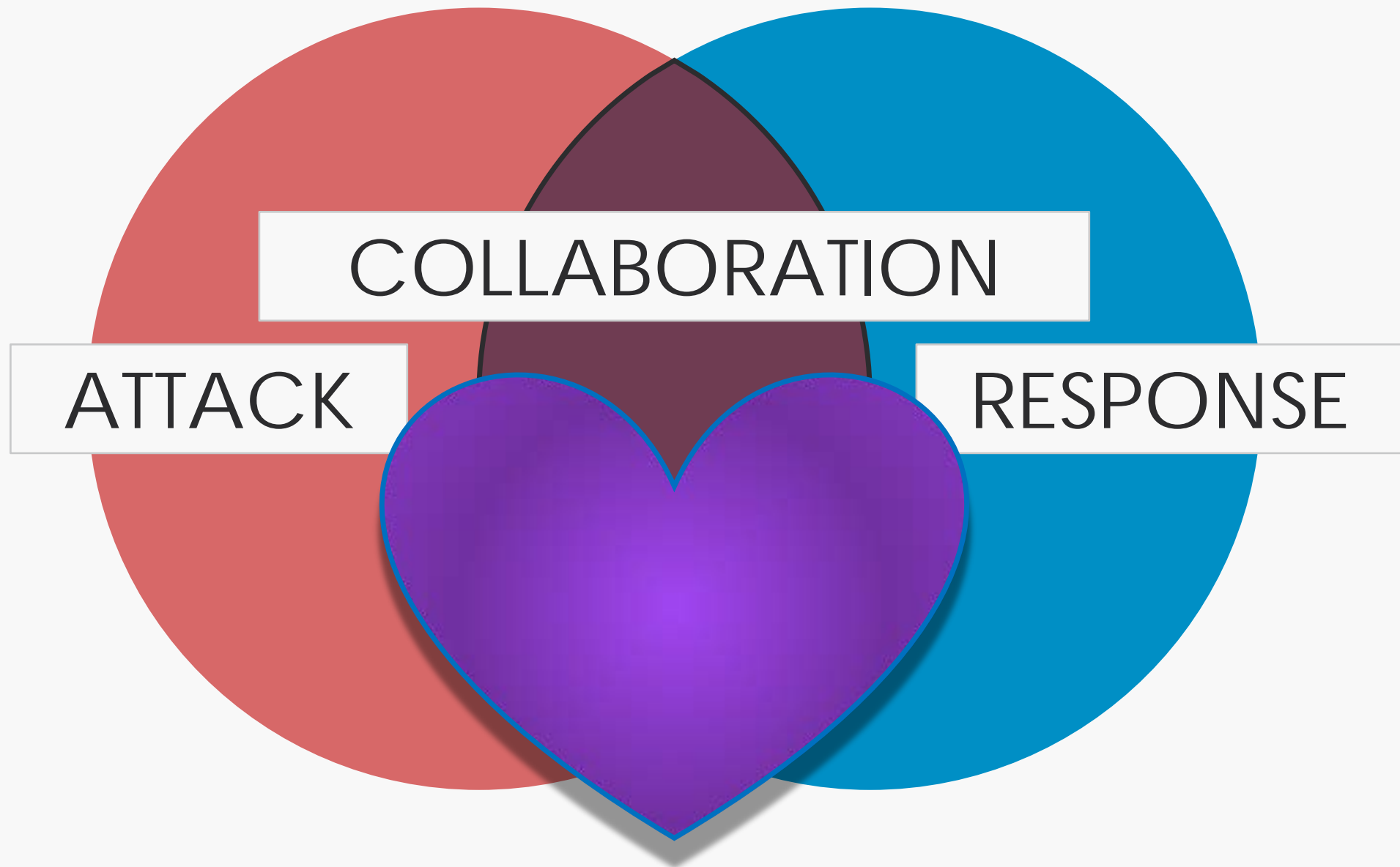
Focus on Red Teaming
Delivered testing for Government, Military,
Commercial and Education establishments

Former CHECK Team Leader

Experience of business implementation after
running a small consultancy for 7 years

Presented at CrestCon ASIA, 44Con London
and various regional and national meetings







Attacking Mindset



“A red team or the red team is an independent group that challenges an organization to improve its effectiveness by assuming an adversarial role or point of view.”



“A red team or the red team is an independent group that challenges an organization to improve its effectiveness by assuming an **adversarial role or point of view.**”

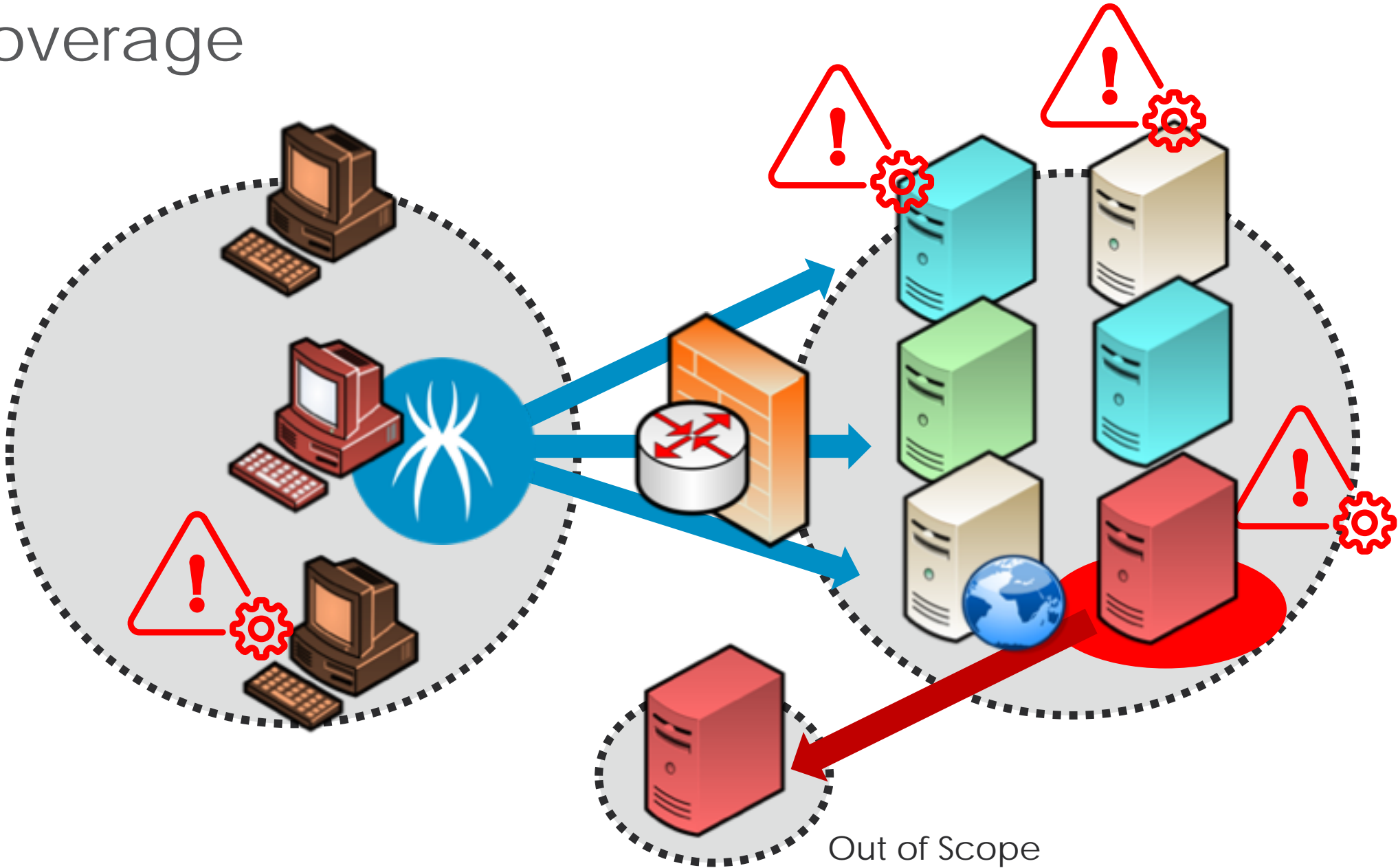


Red Teaming versus Pentesting

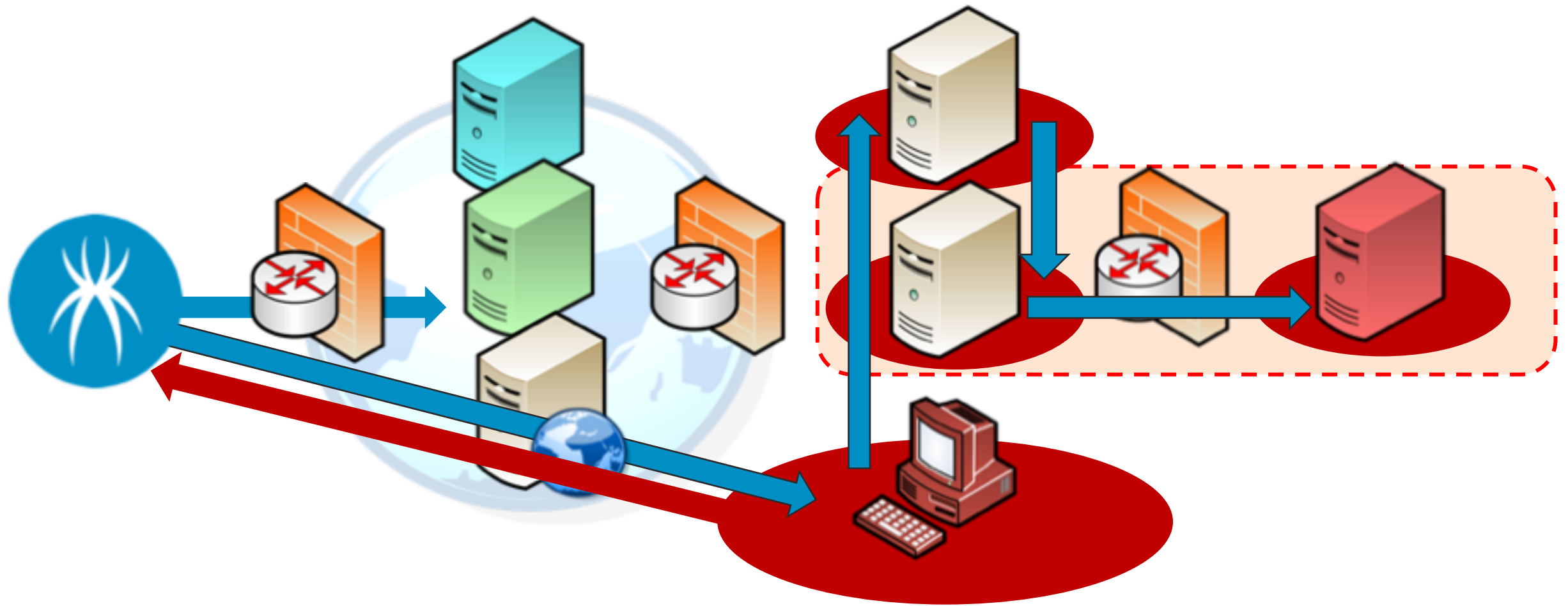
What are the differences in
approach?

Isn't this just another buzzword?

Coverage



Goals





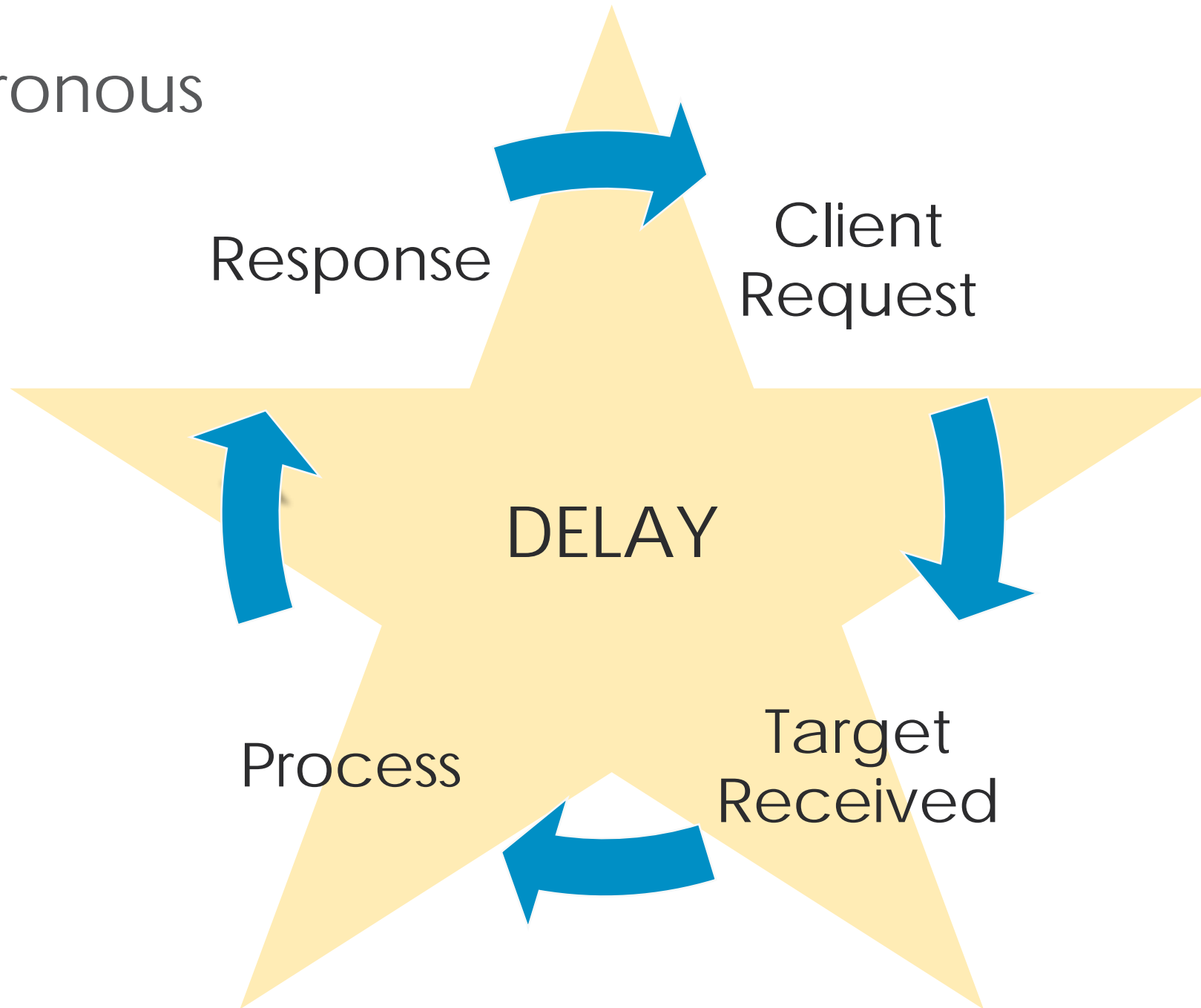








Asynchronous

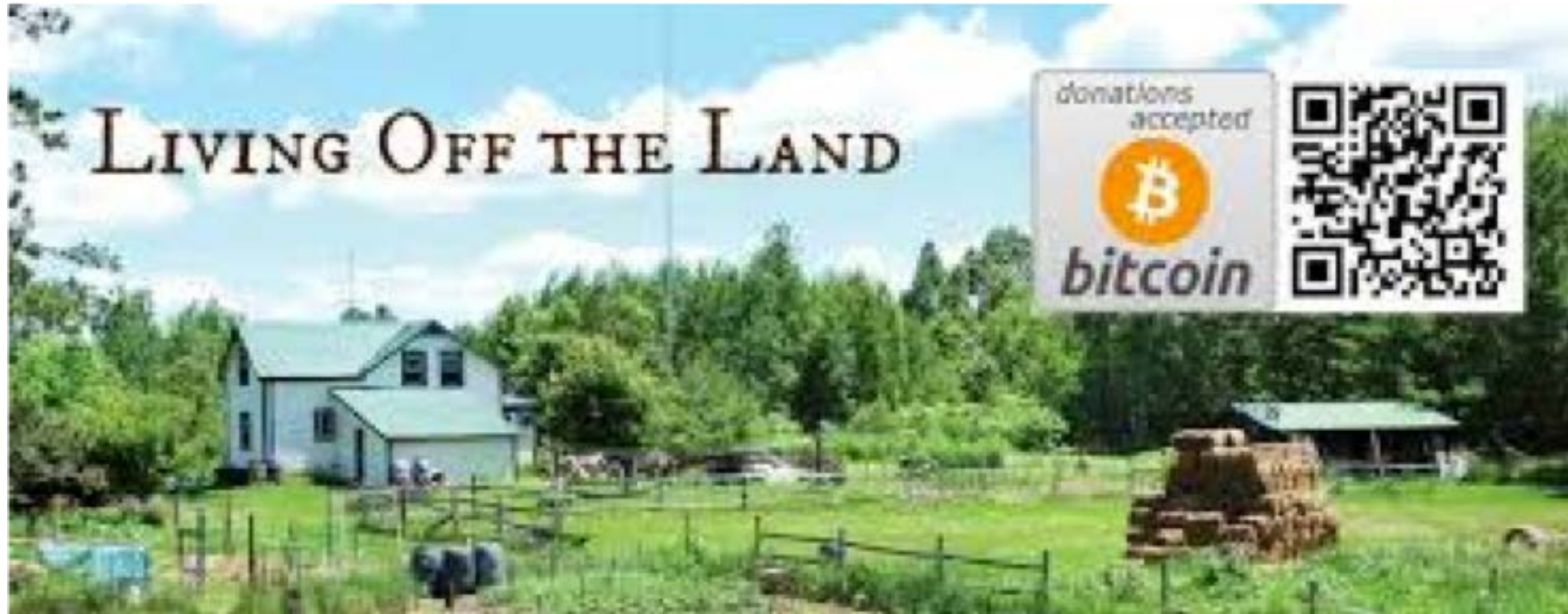




redteam



Irony





Movement has started around using native windows tools to bypass protections via Microsoft signed executables



Binary

[Atbroker.exe](#)

[Bash.exe](#)

[Bitsadmin.exe](#)

[Certutil.exe](#)

[Cmdkey.exe](#)

[Cmstp.exe](#)

[Control.exe](#)

[Csc.exe](#)

[Cscript.exe](#)

[Dfsvc.exe](#)

[Diskshadow.exe](#)

[Dnscmd.exe](#)

Functions

Execute

Execute

AWL bypass

Execute

Download

Copy

Alternate data streams

Download

Encode

Decode

Alternate data streams

Credentials

Execute

AWL bypass

Alternate data streams

Compile

Alternate data streams

AWL bypass

Execute

Dump

Execute

Type

Binaries

Binaries

Binaries

Binaries

Binaries

Binaries

Binaries

Binaries

Binaries

Binaries

Binaries

Binaries



Attack

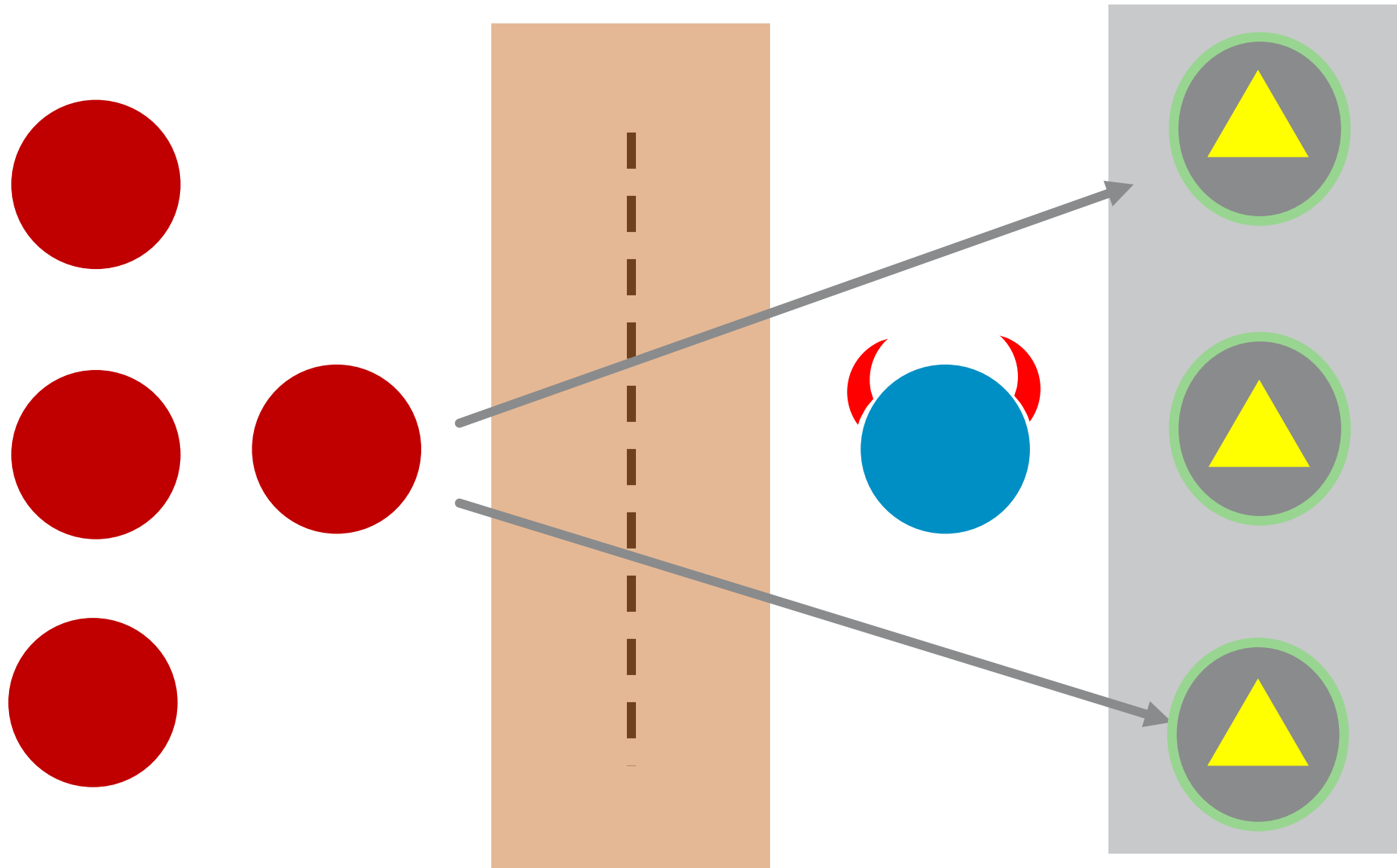


A campaign has a goal in mind :



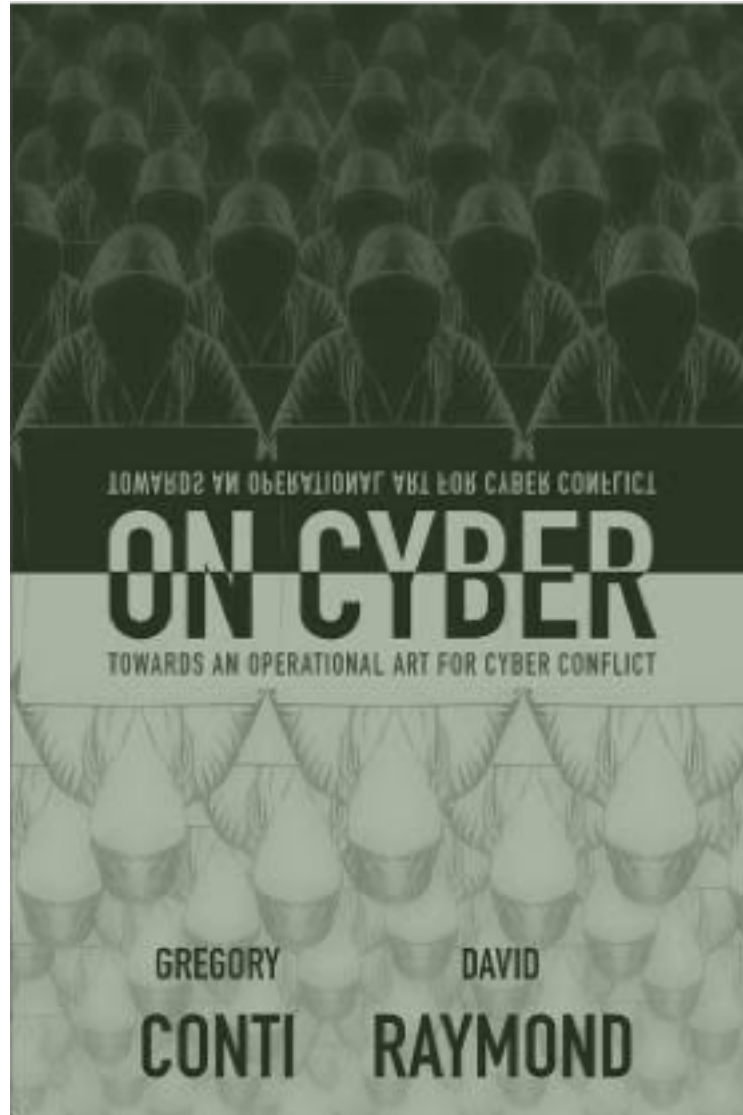
- either to defend an attack from an enemy
- demonstrate ability to claim territory and/or resources
- protect those unable to defend themselves

Attack

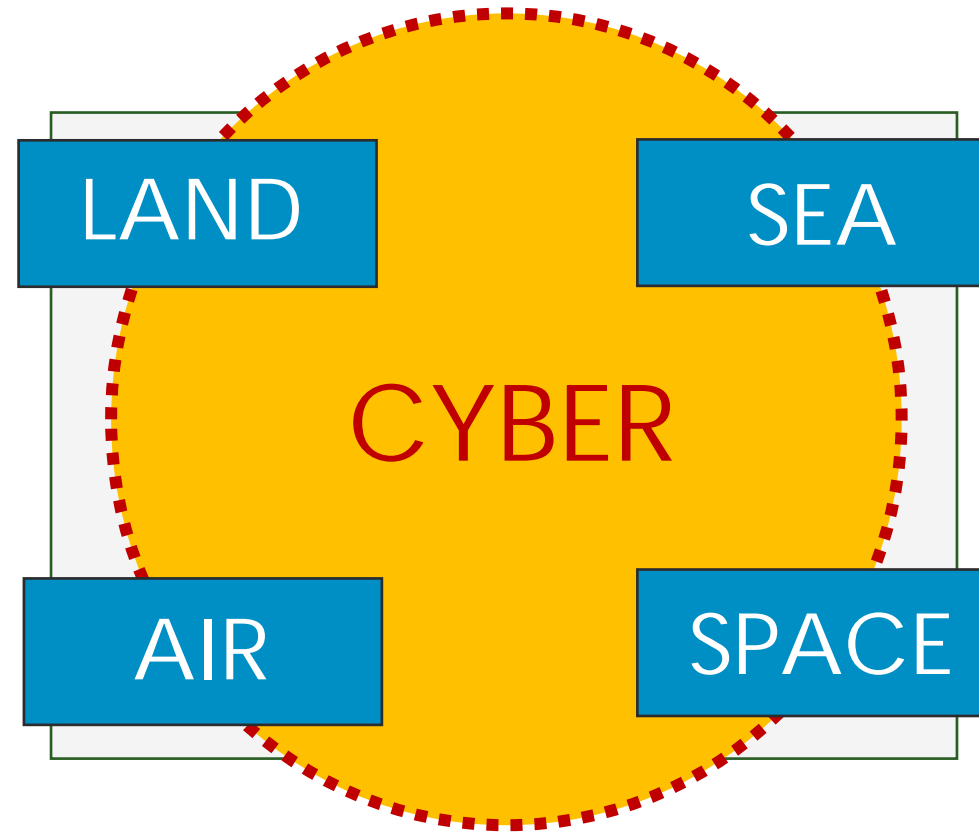




Nothing new



Domains of Battle





Operational Delivery



Protect the core



Protect C2 Infrastructure





Protect C2 Infrastructure

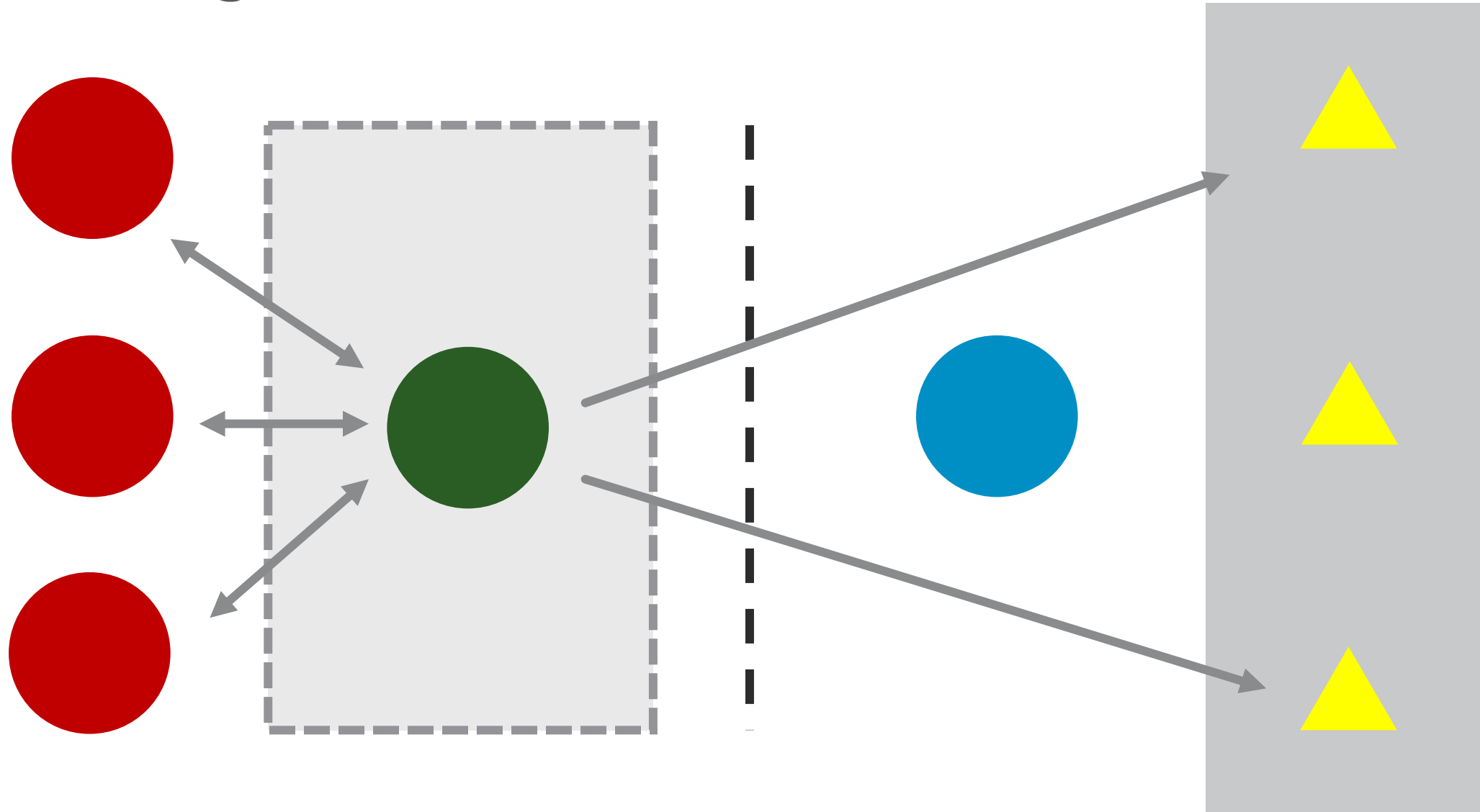




Redirectors



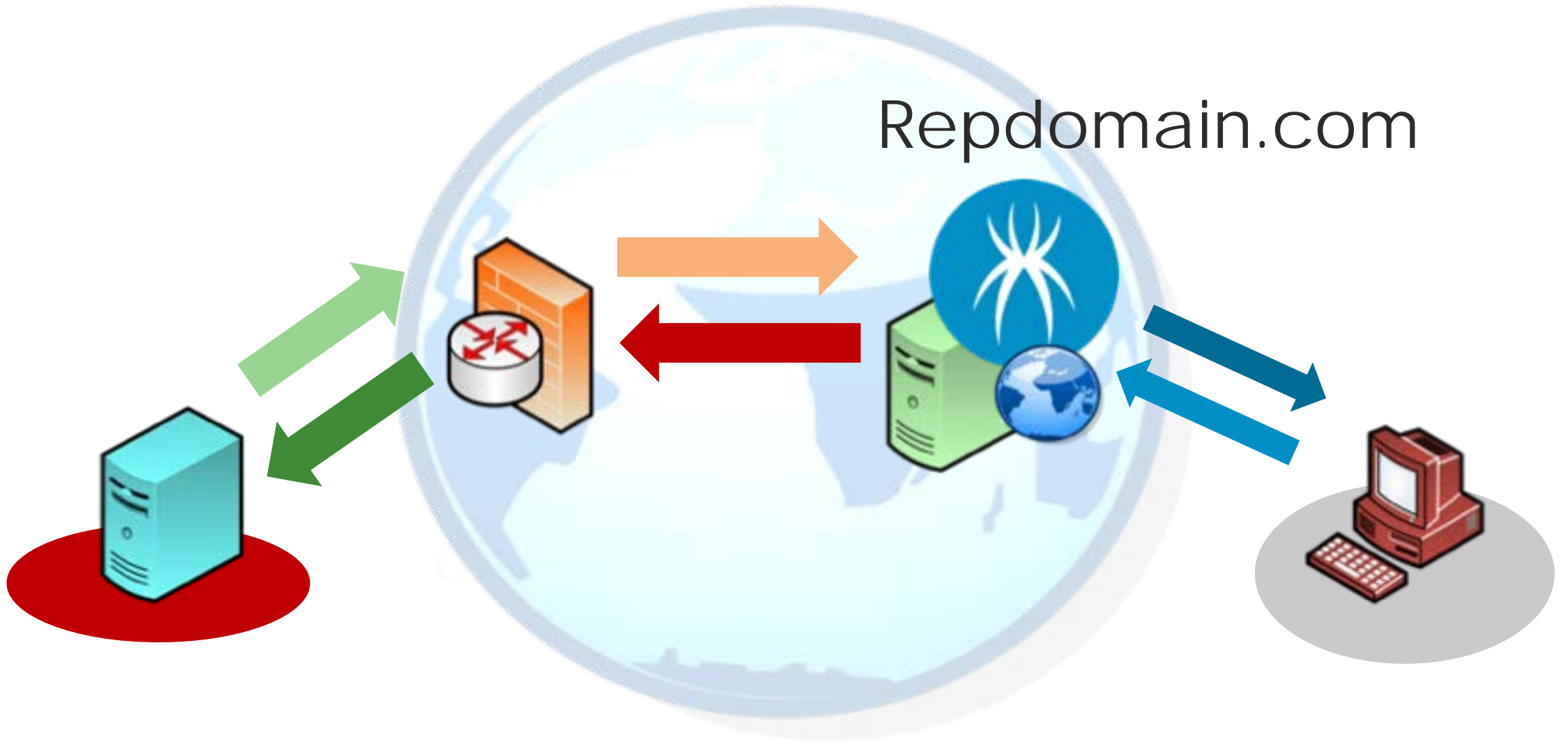
Protecting the core



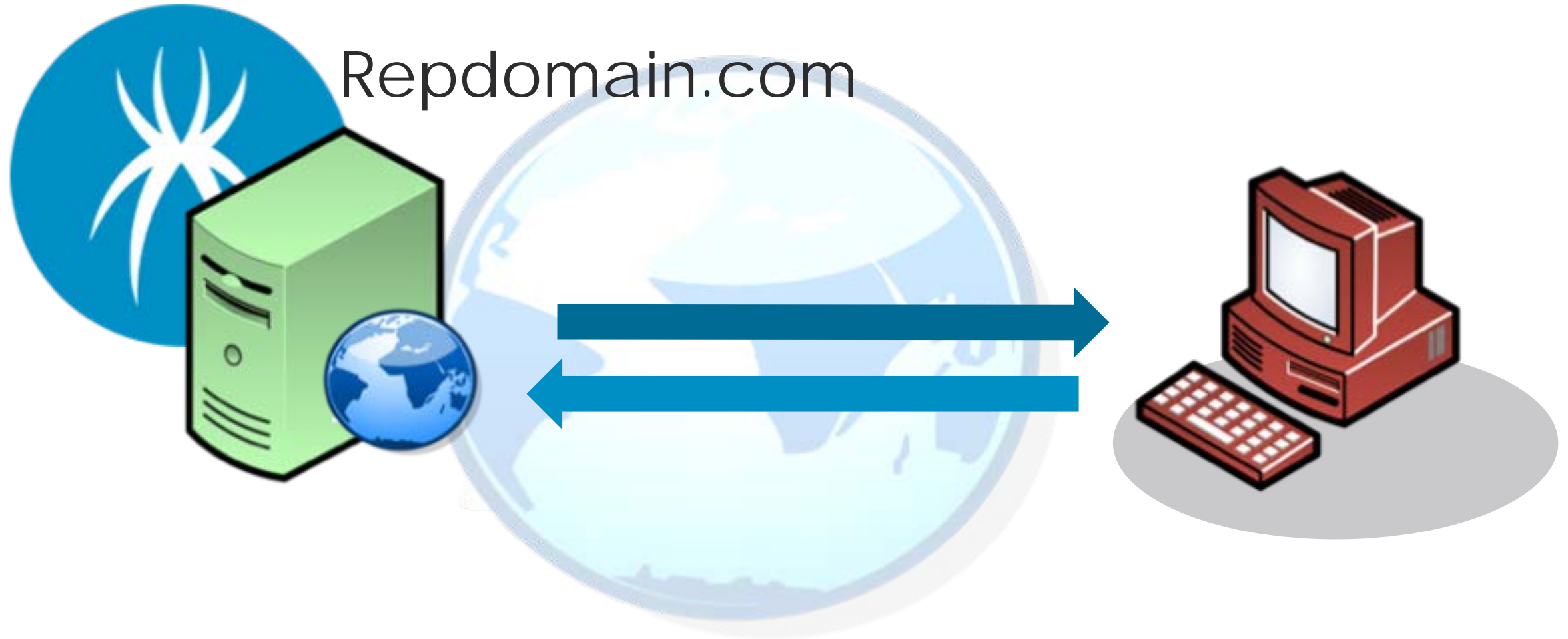
Redirectors



Repdomain.com

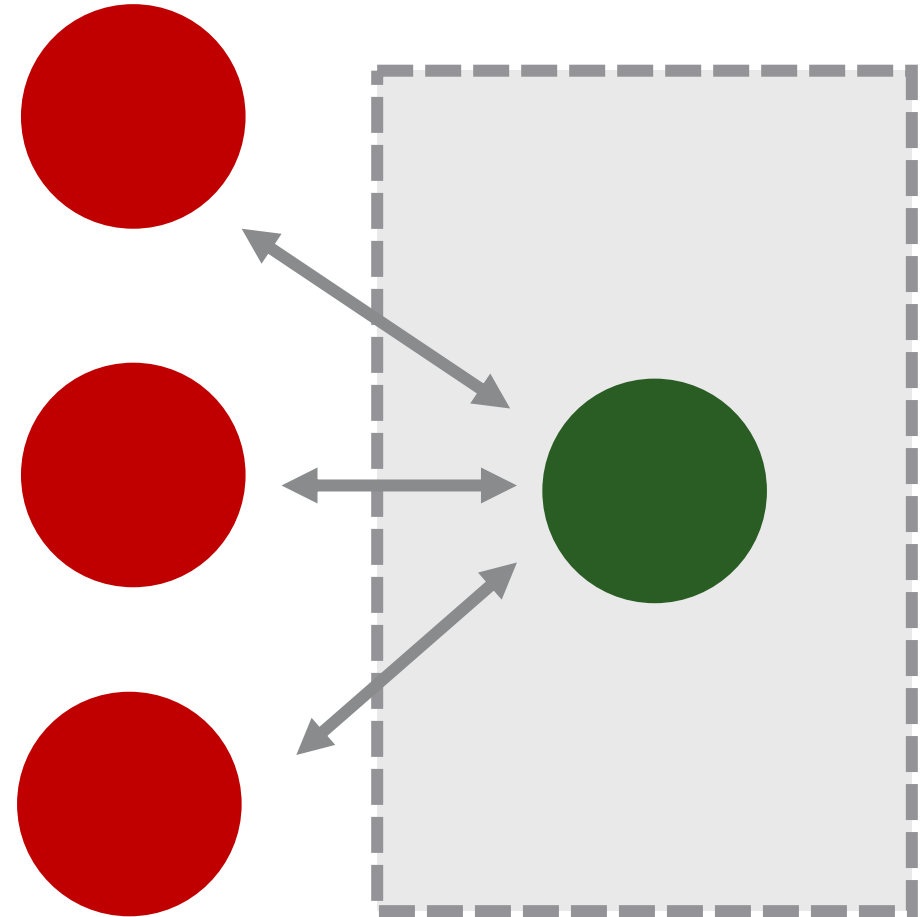


Redirectors

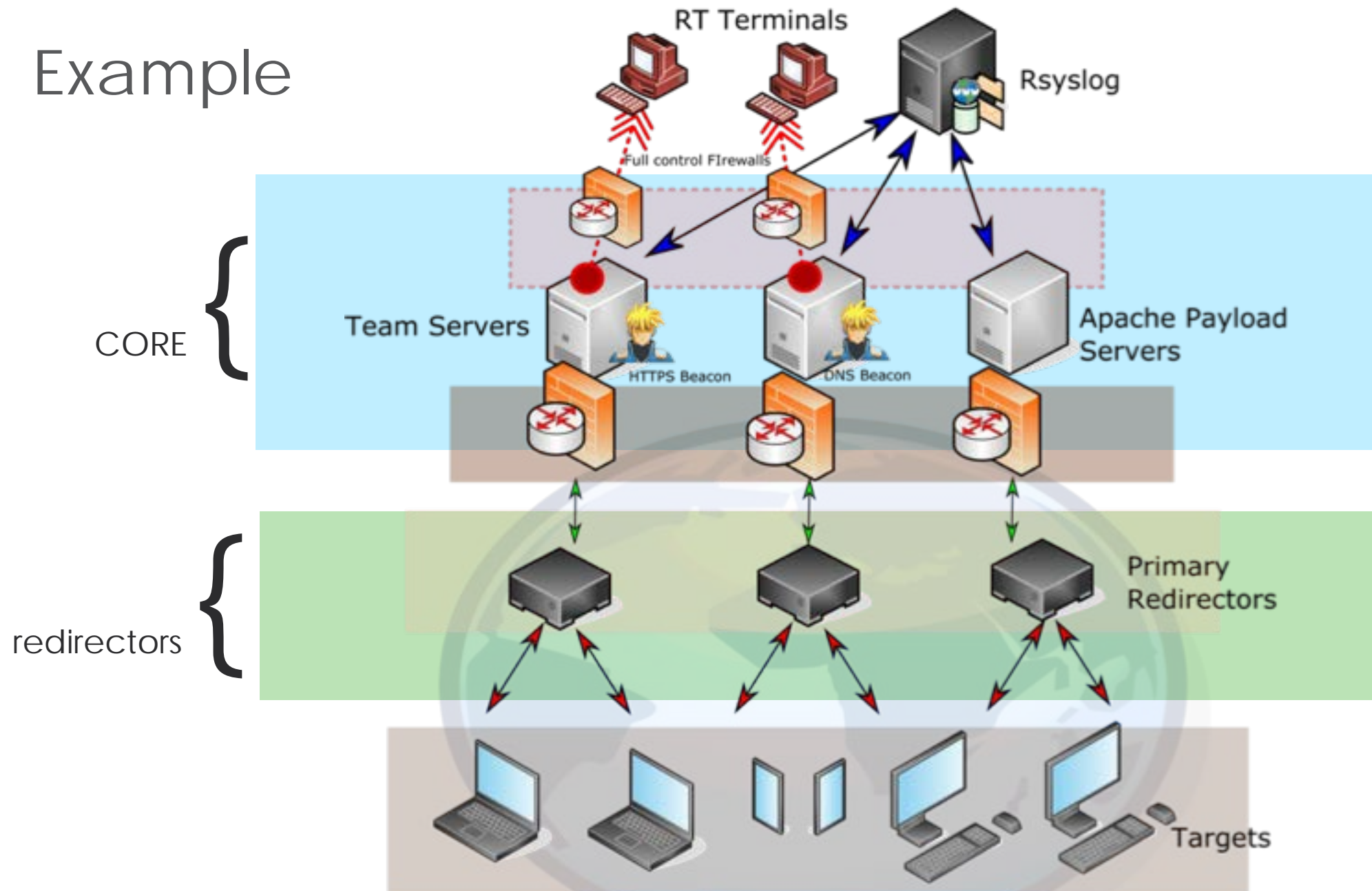


Redirectors

- Socat
- Apache Rewrite Modules
- Nginx
- Haproxy
- Domain Fronting
- Custom proxy
- Tor



Example





Distributed Operations

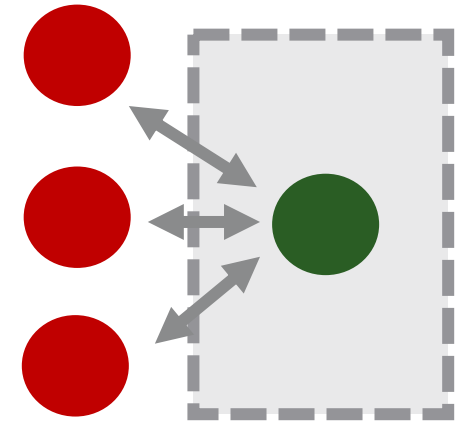




Are we leaving a breadcrumb trail?

Domain Registration

IP Addresses for redirectors



```
Updated Date: 2018-06-19T12:50:01Z
Creation Date: 2018-06-19T12:50:00Z
Registry Expiry Date: 2019-06-19T12:50:00Z
Registrar:
Registrar
Registrar Abuse Contact Email:
Registrar Abuse Contact Phone:
```

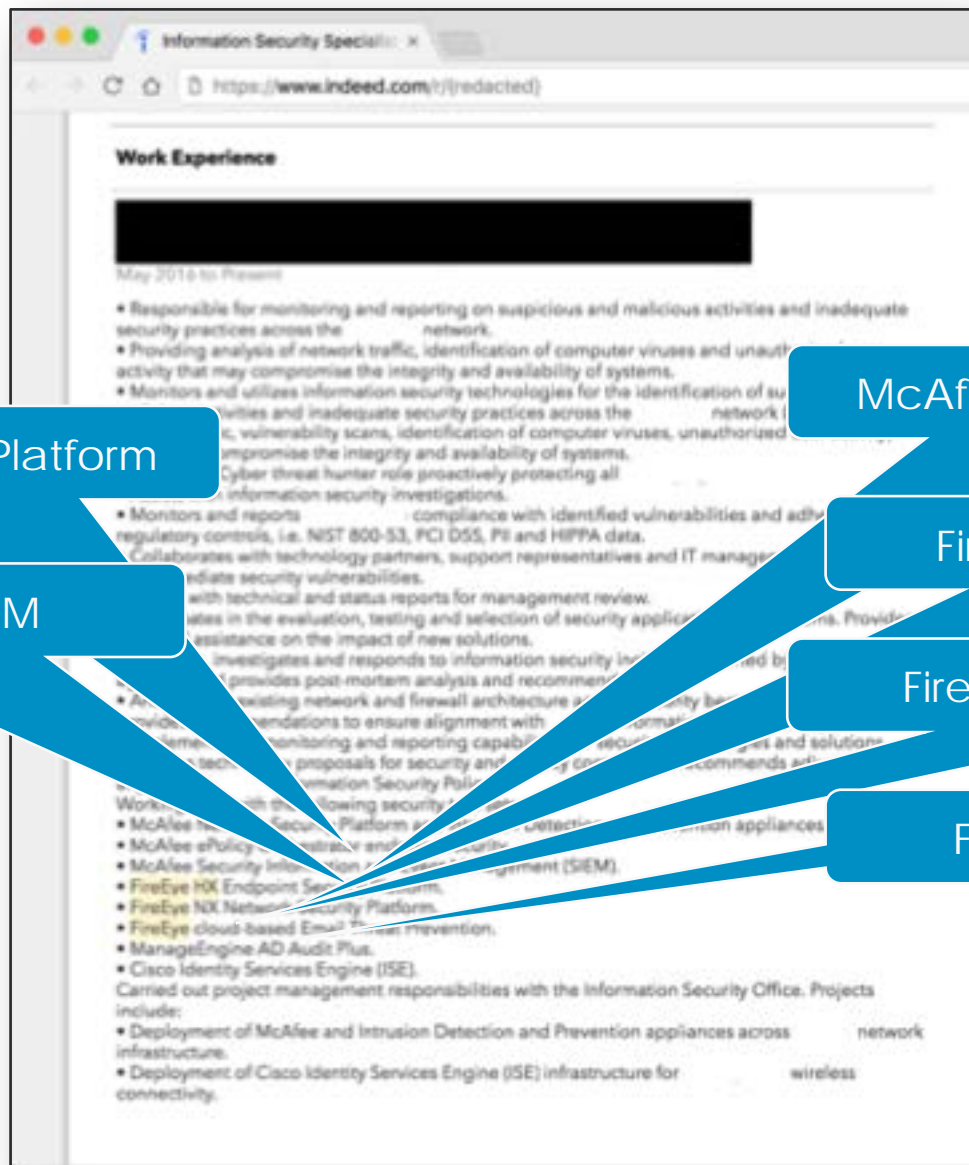


Commence Attack



Information Leakage?

Open-Source Intelligence



McAfee Network Security Platform

McAfee NitroSecurity SIEM

McAfee Endpoint Security Agents

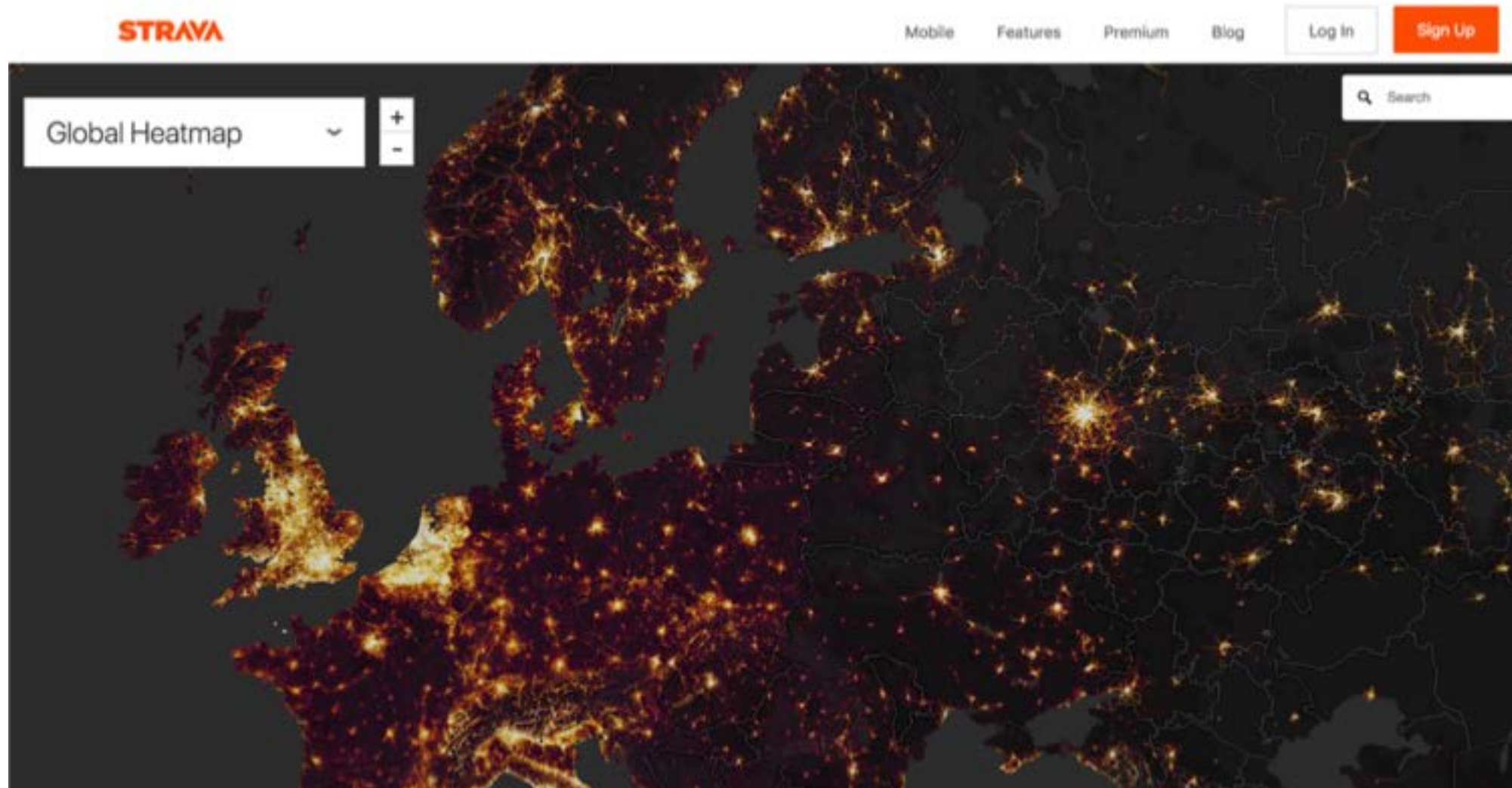
FireEye Endpoint Security (HX)

FireEye Network Security (NX)

FireEye Cloud Email Security



Fitness Trackers



https://www.washingtonpost.com/world/a-map-showing-the-users-of-fitness-devices-lets-the-world-see-where-us-soldiers-are-and-what-they-are-doing/2018/01/28/86915662-0441-11e8-aa61-f3391373867e_story.html?noredirect=on&utm_term=.99aaa799a484

Fitness Trackers

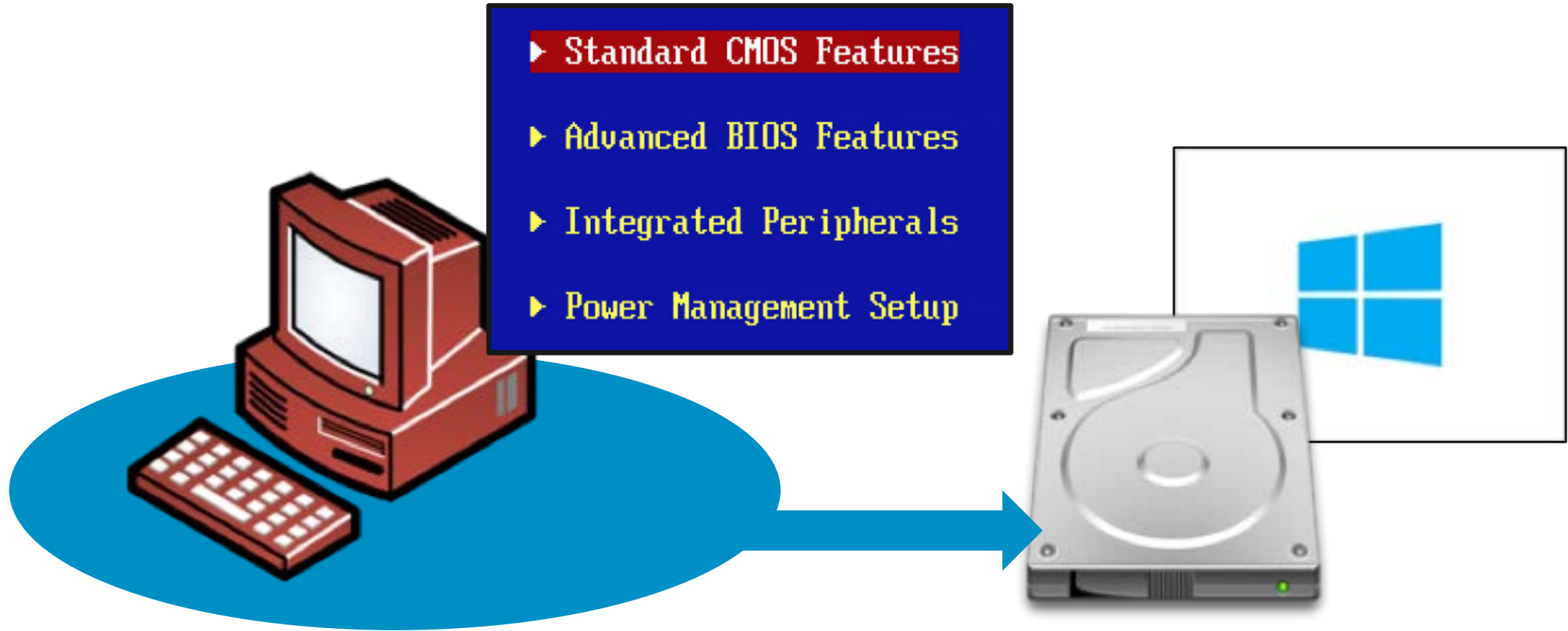




Physical

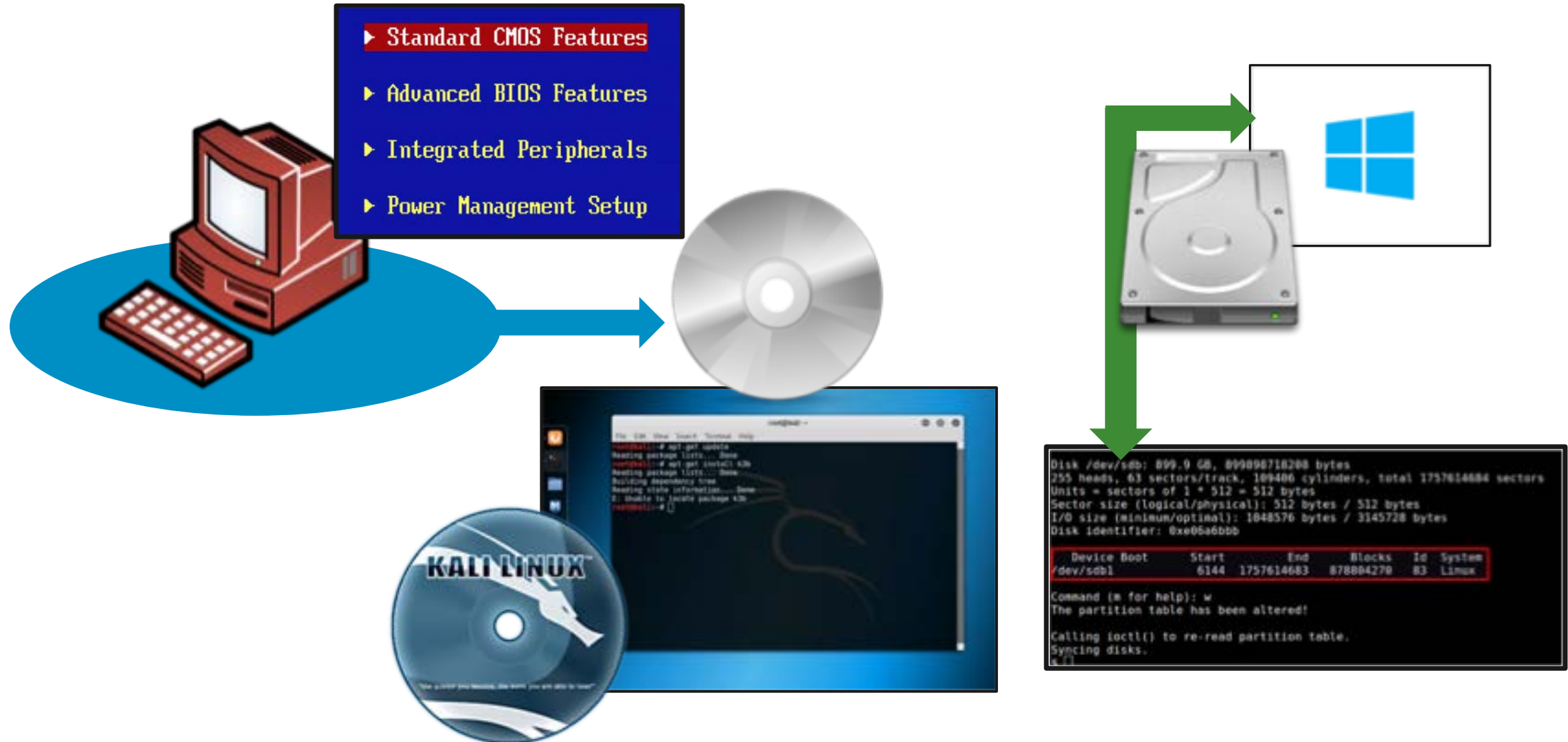


BIOS Controls



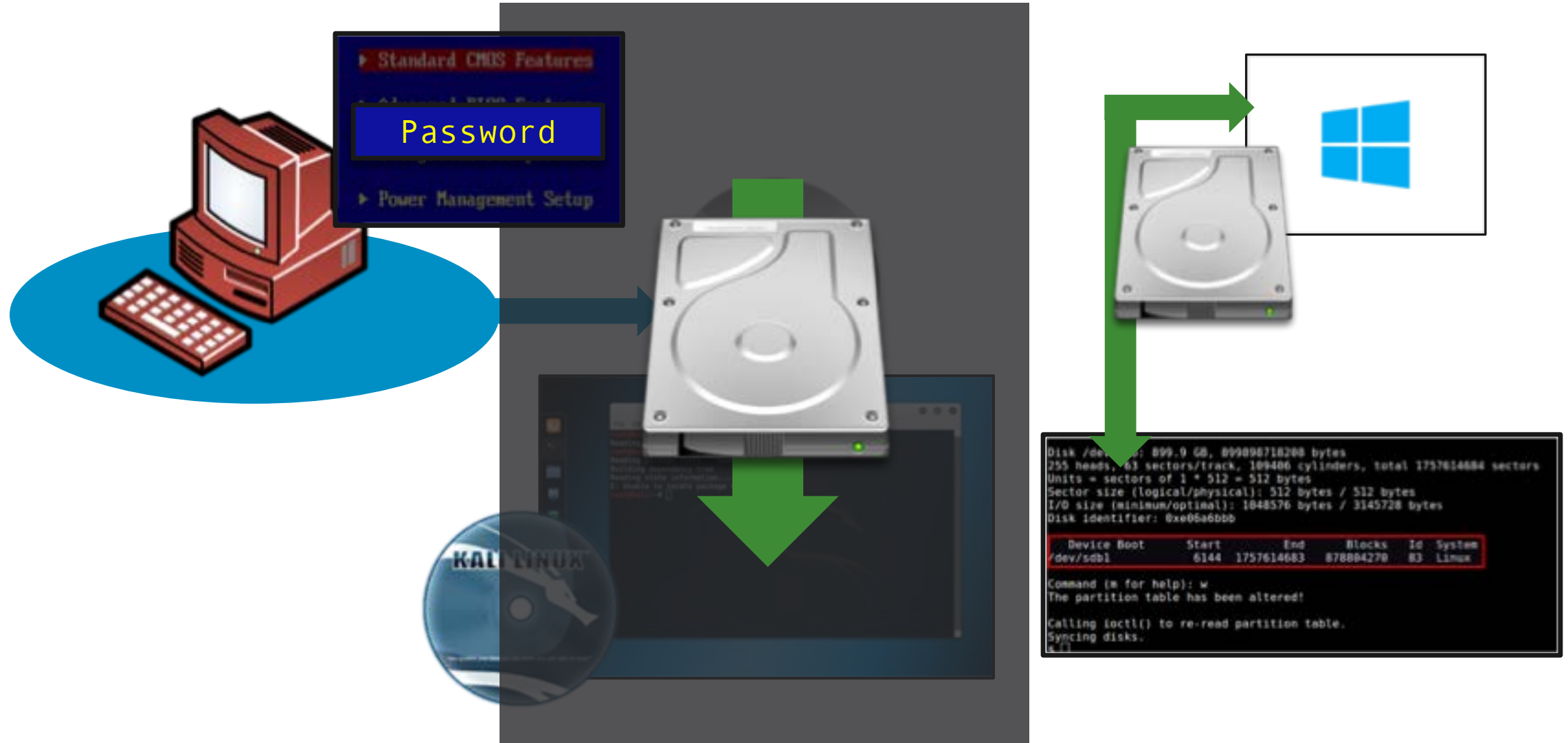


BIOS Controls





BIOS Controls





Switch Port Controls



MAC address Controls

If MAC looking is implemented on a network switch port then this means that the port will only accept the mac address of a specific device.

Most desktop peripherals, such as desktop VoIP phones have information stickers.

MAC address Controls





MAC address Controls

It is trivial to spoof MAC addresses in Linux, and it is also possible to spoof them within Windows.

By impersonating a MAC address, this would give an attacker access to a port and any network segment configured to control the devices, such as a specific VLAN.



Spoof MAC Address

```
katana -> ifconfig eth0: flags=4163<UP,BROADCAST,RUNNING,MULTICAST>Shmtup1500net hardware address  
    inet 172.16.173.249 netmask 255.255.255.0 broadcast 172.16.173.255  
    inet6 fe80::250:56ff:fe3f:e5e0 prefixlen 64 scopeid 0x20<link>  
    ether 00:50:56:3f:e5:e0 txqueuelen 1000 f(Ethernet) device  
RX packets 432787 bytes 615309157 (586.8 MiB)  
RX errors 0 -- dropped 0 overruns 0 frame 0 ry Channels  
TX packets 140282 bytes 11964965 (11.4 MiB) Channels  
TX errors 0 dropped 0 overruns 0 carrier 0 collisions 0  
    [ tx N ]
```



Spoof MAC Address

```
[ ~ ]
katana -> macchanger -m 00:11:22:33:44:55 eth0
Current MAC: 00:50:56:3f:e5:e0 (VMware, Inc.)
Permanent MAC: 00:50:56:3f:e5:e0 (VMware, Inc.)
New MAC: 00:11:22:33:44:55 (CIMSYS Inc)

[ ~ ]
katana -> ifconfig eth0
eth0: flags=4163<UP,BROADCAST,RUNNING,MULTICAST> mtu 1500
    inet 172.16.173.249 netmask 255.255.255.0 broadcast 172.16.173.255
    inet6 fe80::250:56ff:fe3f:e5e0 prefixlen 64 scopeid 0x20<link>
    ether 00:11:22:33:44:55 txqueuelen 1000 (Ethernet)
    RX packets 432789 bytes 615309559 (586.8 MiB)
    RX errors 0 dropped 0 overruns 0 frame 0
    TX packets 140283 bytes 11965307 (11.4 MiB)
    TX errors 0 dropped 0 overruns 0 carrier 0 collisions 0
```




Physical Implants



Network Drop Boxes

Raspberry Pi's and other small ARM based computer devices make excellent physical network drop boxes. The idea is to plug these devices into a network and then gain a reverse connection out of the network.

Can be concealed into other devices to look more legitimate.



Raspberry Pi Surge Protector





PowerShell

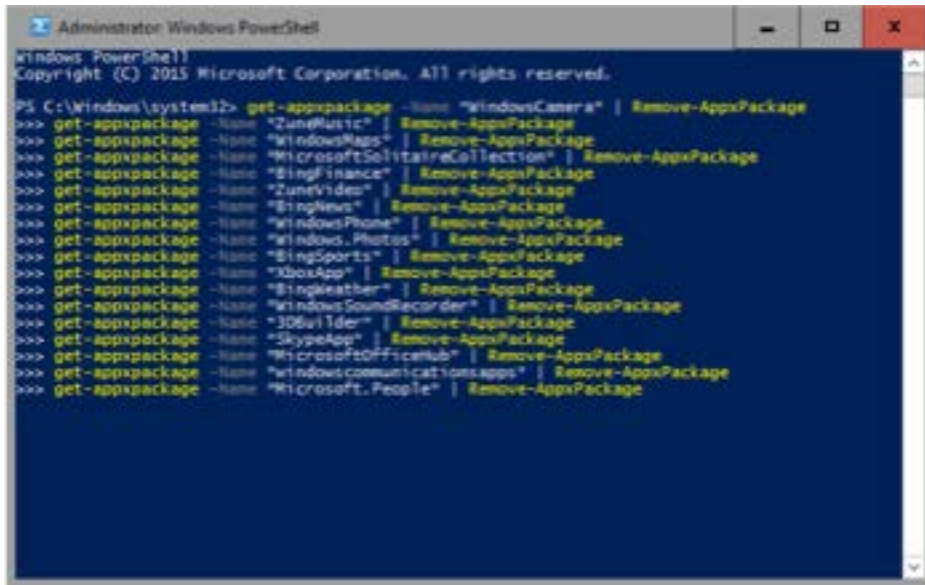


KEEP
CALM
AND
LEARN
POWERSHELL



KEEP
CALM
AND
LEARN
POWERSHELL

C#



```
Administrator: Windows PowerShell
Windows PowerShell
Copyright (C) 2015 Microsoft Corporation. All rights reserved.

PS C:\Windows\system32> get-appxpackage -Name "WindowsCamera" | Remove-AppxPackage
>>> get-appxpackage -Name "ZuneMusic" | Remove-AppxPackage
>>> get-appxpackage -Name "WindowsMaps" | Remove-AppxPackage
>>> get-appxpackage -Name "MicrosoftSolitaireCollection" | Remove-AppxPackage
>>> get-appxpackage -Name "BingFinance" | Remove-AppxPackage
>>> get-appxpackage -Name "ZuneVideo" | Remove-AppxPackage
>>> get-appxpackage -Name "BingNews" | Remove-AppxPackage
>>> get-appxpackage -Name "WindowsPhone" | Remove-AppxPackage
>>> get-appxpackage -Name "Windows.Photos" | Remove-AppxPackage
>>> get-appxpackage -Name "BingSports" | Remove-AppxPackage
>>> get-appxpackage -Name "XboxApp" | Remove-AppxPackage
>>> get-appxpackage -Name "BingWeather" | Remove-AppxPackage
>>> get-appxpackage -Name "WindowsSoundRecorder" | Remove-AppxPackage
>>> get-appxpackage -Name "3DBuilder" | Remove-AppxPackage
>>> get-appxpackage -Name "SkypeApp" | Remove-AppxPackage
>>> get-appxpackage -Name "MicrosoftOfficeHub" | Remove-AppxPackage
>>> get-appxpackage -Name "Windowscommunicationsapps" | Remove-AppxPackage
>>> get-appxpackage -Name "Microsoft.People" | Remove-AppxPackage
```

Powershell.exe is a flag that responders signature on.

Excellent projects such as 'unmanaged Powershell' that call .dotNET assemblies, or writing custom csharp and compiling this in realtime are good approaches



Phishing

Benign Phishing





Benign Phishing



Benign Phishing

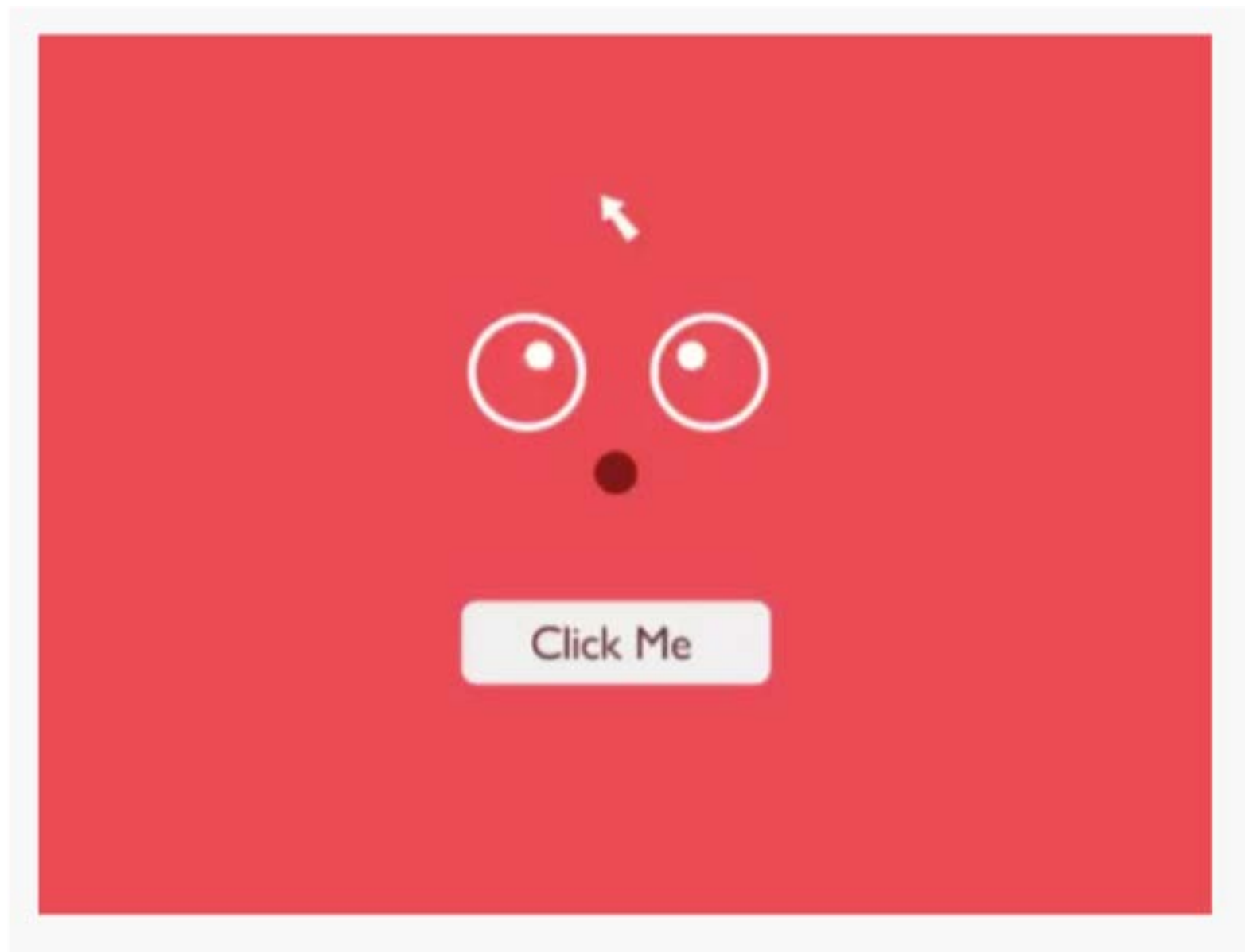




Delivery

Don't **EVER** include any links or files when sending your first one or two spear phishes. Don't try and emphasize urgency, or come off as aggressive. You want to write a nice realistic "note", and quietly drop it in their inbox.

<https://medium.com/@adam.toscher/top-five-ways-the-red-team-breached-the-external-perimeter-262f99dc9d17>







De-chaining





Foothold



Parent -> Child Processes



Processes



Process Explorer - Sysinternals: www.sysinternals.com [SAGAR-WINDOWS10\Sagar]


File Options View Process Find Users Help

Process	CPU	Private Bytes	Working Set	PID	Description
System Idle Process	57.53	52 K	8 K	0	
System	3.98	164 K	3,948 K	4	
Interrupts	1.36	0 K	0 K	n/a	Hardware Interrupts and DPCs
smss.exe		528 K	1,264 K	436	Windows Session Manager
Memory Compression		244 K	33,592 K	1208	
csrss.exe		1,940 K	5,324 K	592	Client Server Runtime Process
wininit.exe		1,296 K	6,168 K	700	Windows Start-Up Application
services.exe	0.01	5,308 K	10,684 K	768	Services and Controller app
lsass.exe	< 0.01	7,088 K	16,912 K	844	Local Security Authority Process
fontdrvhost.exe		1,704 K	3,780 K	972	Usermode Font Driver Host
csrss.exe	0.66	4,888 K	6,060 K	712	Client Server Runtime Process
winlogon.exe		2,320 K	10,008 K	796	Windows Logon Application
fontdrvhost.exe	0.11	4,388 K	9,032 K	968	Usermode Font Driver Host
dwm.exe	7.33	42,872 K	54,804 K	1156	Desktop Window Manager
explorer.exe	0.24	51,988 K	1,25,152 K	6496	Windows Explorer
SynTPHelper.exe		1,056 K	5,108 K	7056	Synaptics Pointing Device Helper
avguix.exe		11,792 K	28,400 K	9924	AVG User Interface
jusched.exe		2,052 K	12,444 K	7524	Java Update Scheduler
jucheck.exe		3,060 K	14,276 K	11468	Java Update Checker
AVGUI.exe		25,608 K	47,008 K	10692	AVG Antivirus
GoogleCrashHandler.exe		1,588 K	192 K	6628	Google Crash Handler

Command Line:
C:\WINDOWS\Explorer.EXE

Path:
C:\Windows\explorer.exe

Notepad





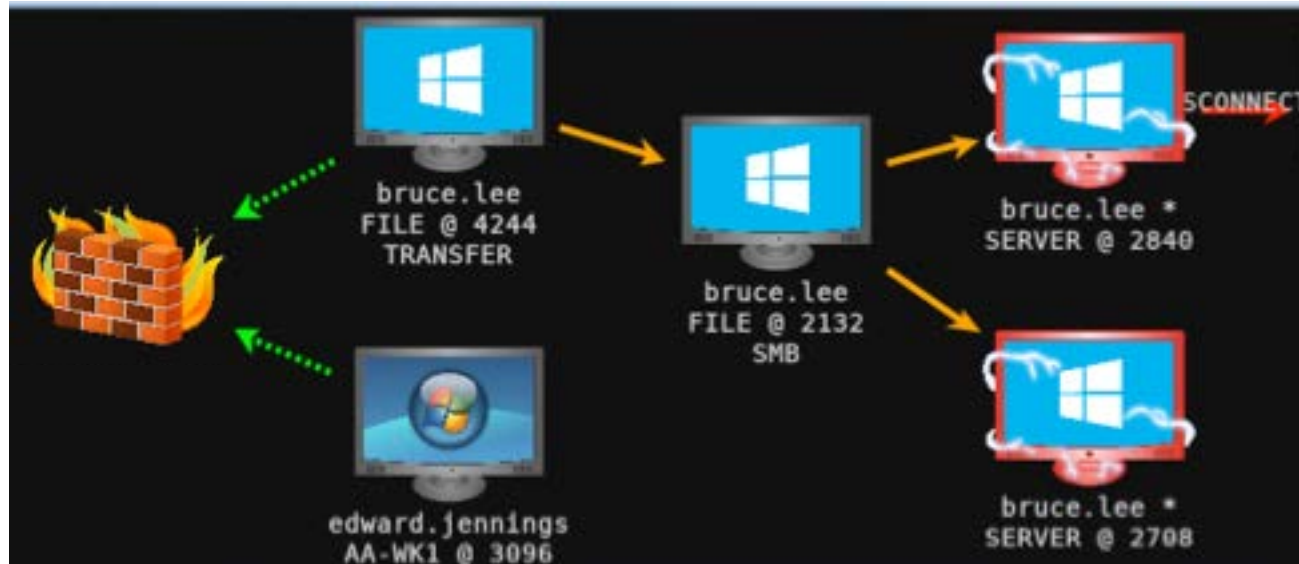
Lateral Movement



Lateral Movement



SMB Named Pipes




Initial footholds should be the pivot out of the network and ideally traffic should route via these initial pivots. Points of persistence if needed.

Use of SMB named pipes for lateral movement between hosts.



Sysinternals PsExec



Starts a service

Leaves an EVENT ID trace - 7045

```
C:\WINDOWS\System32\cmd.exe
PsExec v1.96 - Execute processes remotely
Copyright (C) 2001-2009 Mark Russinovich
Sysinternals - www.sysinternals.com

PsExec executes a program on a remote system, where remotely executed console
applications execute interactively.

Usage: psexec [\\computer[,computer2[,...]] : @file][-u user [-p psswd]][-n s][-l
][-s!-e][-x][-i [session]][-c [-f!-v]][-w directory][-d][<priority>][-a n,n,...]
] cmd [arguments]
    -a          Separate processors on which the application can run with
                  commas where 1 is the lowest numbered CPU. For example,
                  to run the application on CPU 2 and CPU 4, enter:
                  "-a 2,4"
    -c          Copy the specified program to the remote system for
                  execution. If you omit this option the application
                  must be in the system path on the remote system.
    -d          Don't wait for process to terminate (non-interactive).
    -e          Does not load the specified account's profile.
    -f          Copy the specified program even if the file already
                  exists on the remote system.
    -i          Run the program so that it interacts with the desktop of the
```

Reporting





MITRE ATT&CK Framework



MITRE ATT&CK™ is a globally-accessible knowledge base of adversary tactics and techniques based on real-world observations. The ATT&CK knowledge base is used as a foundation for the development of specific threat models and methodologies in the private sector, in government, and in the cybersecurity product and service community.

With the creation of ATT&CK, MITRE is fulfilling its mission to solve problems for a safer world — by bringing communities together to develop more effective cybersecurity. ATT&CK is open and available to any person or organization for use at no charge.

ATT&CK™



ATT&CK Matrix for Enterprise

Initial Access	Execution	Persistence	Privilege Escalation	Defense Evasion	Credential Access	Discovery	Lateral Movement	Collection	Exfiltration	Command and Control
Drive-by Compromise	AppleScript	.bash_profile and .bashrc	Access Token Manipulation	Access Token Manipulation	Account Manipulation	Account Discovery	AppleScript	Audio Capture	Automated Exfiltration	Commonly Used Port
Exploit Public-Facing Application	CMSTP	Accessibility Features	Accessibility Features	BITS Jobs	Bash History	Application Window Discovery	Application Deployment Software	Automated Collection	Data Compressed	Communication Through Removable Media
Hardware Additions	Command-Line Interface	Account Manipulation	AppCert DLLs	Binary Padding	Brute Force	Browser Bookmark Discovery	Distributed Component Object Model	Clipboard Data	Data Encrypted	Connection Proxy
Replication Through Removable Media	Compiled HTML File	AppCert DLLs	AppInit DLLs	Bypass User Account Control	Credential Dumping	File and Directory Discovery	Exploitation of Remote Services	Data Staged	Data Transfer Size Limits	Custom Command and Control Protocol
Spearphishing Attachment	Control Panel Items	AppInit DLLs	Application Shimming	CMSTP	Credentials in Files	Network Service Scanning	Logon Scripts	Data from Information Repositories	Exfiltration Over Alternative Protocol	Custom Cryptographic Protocol



Skills Progression



practice makes perfect



perfect practice makes perfect



"You can shoot eight hours a day, but if your technique is wrong, all you become is good at shooting the wrong way. Get the fundamentals down and the level of everything you do will rise."

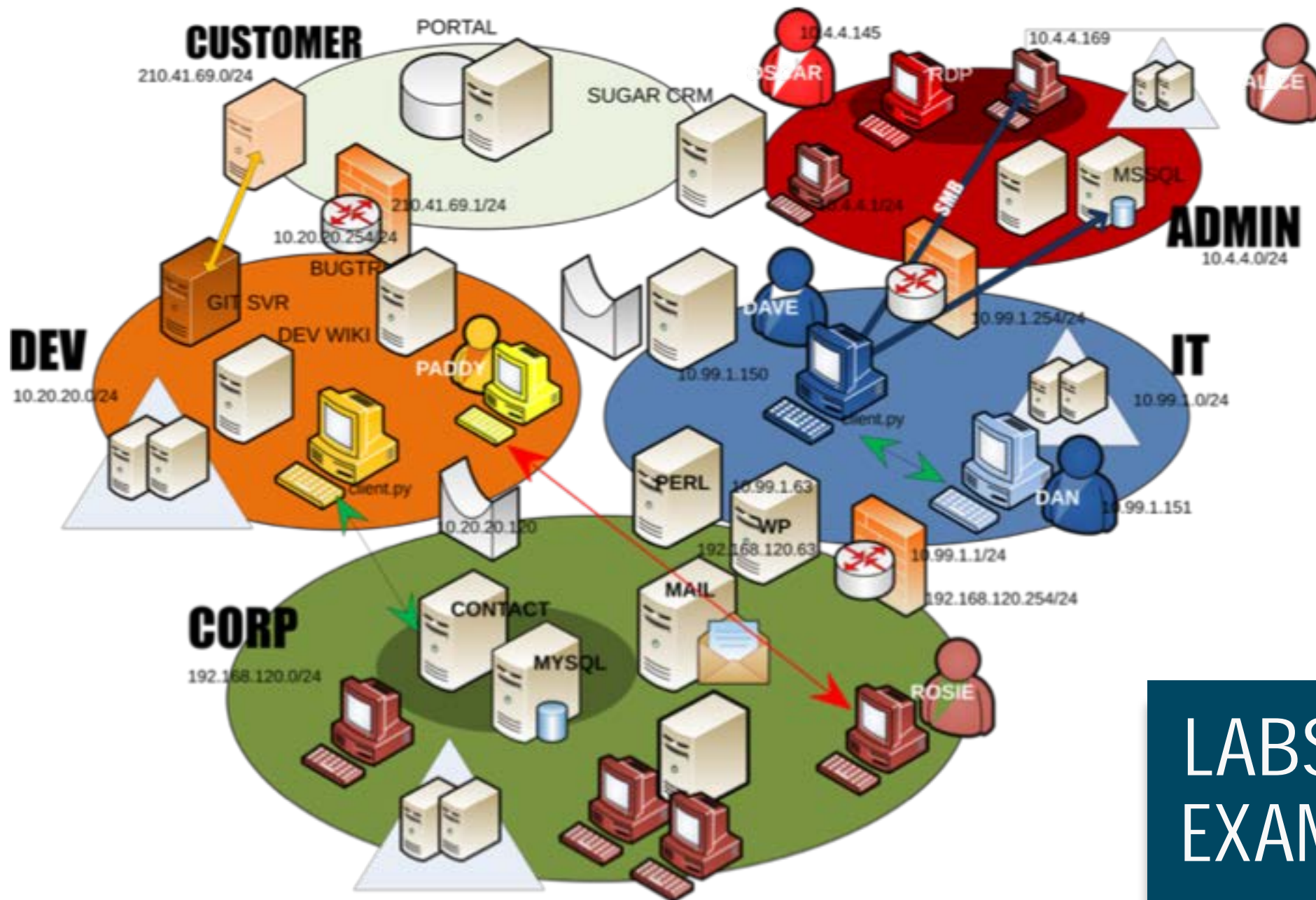
Michael Jordan: American Basket Ball Star



Internal Lab Infrastructure

Ensure your Lab environments have working Windows Server and Clients Active Directory, Microsoft Office and the current version of A/V. Ideally you can test more advanced threat detection products like Fire Eye or Crowd Strike in a LAB environment.

<https://medium.com/@adam.toscher/top-five-ways-the-red-team-breached-the-external-perimeter-262f99dc9d17>



LABSEED
EXAMPLE





people



SheepL



SheepL



- Written in python3 and generates valid AutoIT language
- tasks – creating documents, browsing, command lines
- emulation of key strokes
- amount of time to complete them
- random time intervals
- compiled into a binary that can be run at startup/login



SheepL



<https://www.github.com/SpiderLabs/sheepL>



Summary

- Redirectors should be in place of all C2 infrastructure
- Know the thy target
- Parent -> Process relationships – Spawn/migrate to 'expected' processes
- Outbound HTTP calls should be from a process that normally makes Internet requests

