

Project Status Health-Quality Criteria Report

Overall Status: On Track

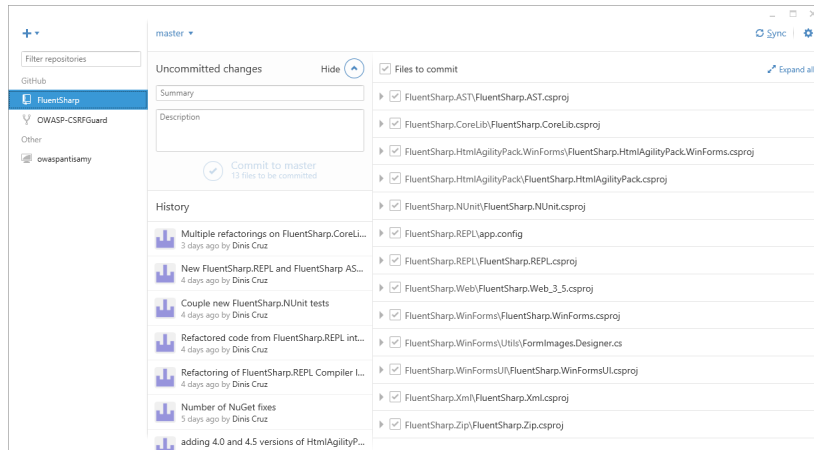
Project Name: OWASP O2

July 17, 2014

Status Code Legend

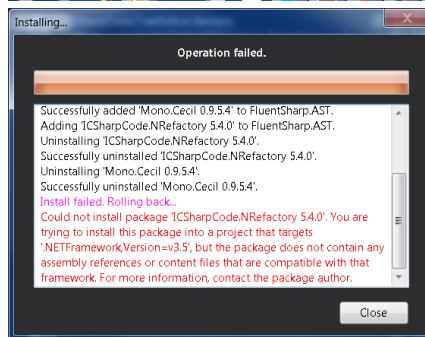
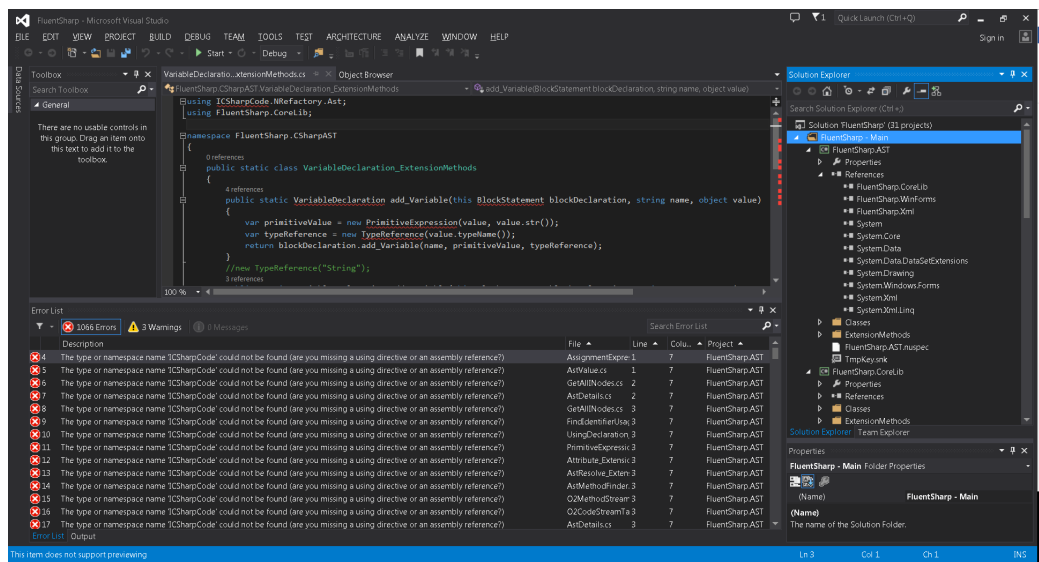
- Healthy
- Warning signs
- High Risk issues: At risk, with a high risk of going off track
- Off Track: Potential problematic issues

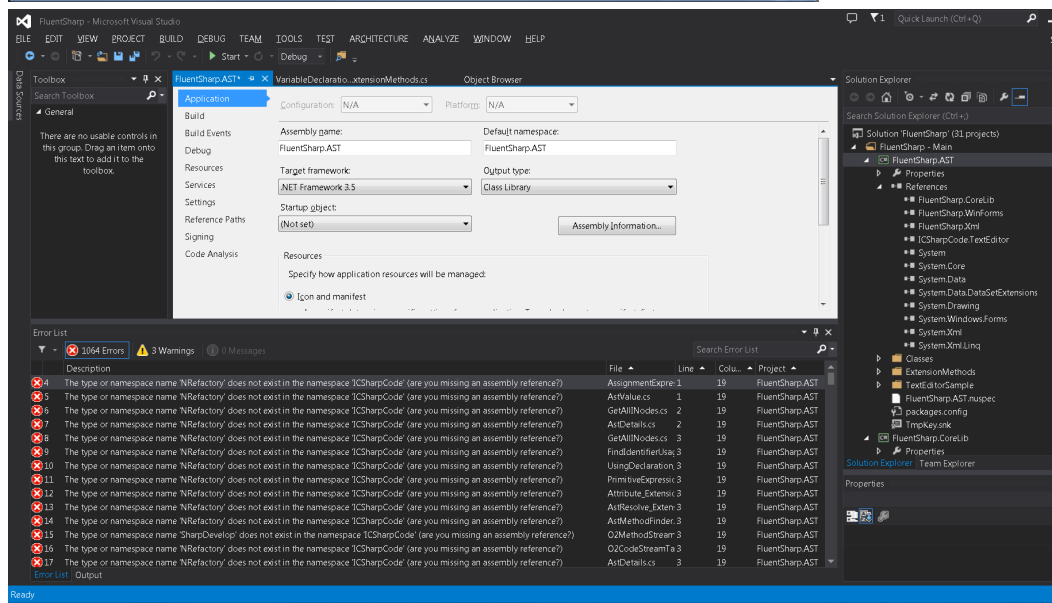
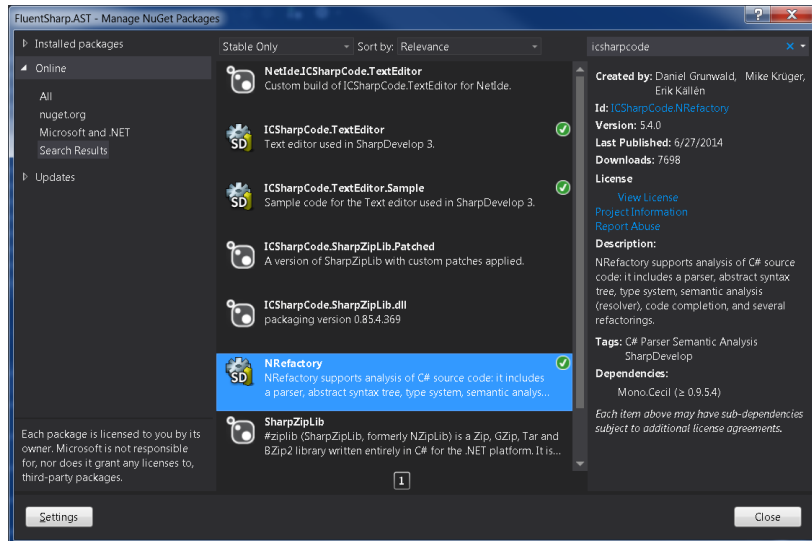
Does the project meet the health criteria?: Partially	<ul style="list-style-type: none">● Project has an active leader participating in OWASP conferences● Has a friendly license: Apache License, version 2.0.● Has an open source code repository: https://github.com/o2platform/O2.FluentSharp● Wiki page contain a good description● Has a mailing list: https://groups.google.com/a/owasp.org/forum/#!forum/o2-platform● Project has extensive material, guides and videos: http://o2platform.wordpress.com/● Is vendor neutral● It has an issue tracking online: https://github.com/o2platform/FluentSharp/issues● Activity is low compared to last year but it has 101 commits so far and 3 active contributors
Issues:	<ul style="list-style-type: none">● Latest release is from April, 2013● Lacks roadmap and FAQ on wiki page● No issues are being reported by users (1 open and 6 closed)
Does the project meet Quality Criteria: Partially	<ul style="list-style-type: none">● Executable works without any issues (windows 7 and 2012)● Easy to install● Very detailed online documentation● Friendly to use● Project leader is very active developing the tool



Issues

- No clear guidelines for new developers or contributors
- External libraries that break when trying to get them
- Not easy for new developers to get involved (lacks documentation on which is the main project, how to build, missing assemblies, version of .NET framework is 3.5 clashes with latest NRefactory assembly...) I will log his issues in JIRA in more detail



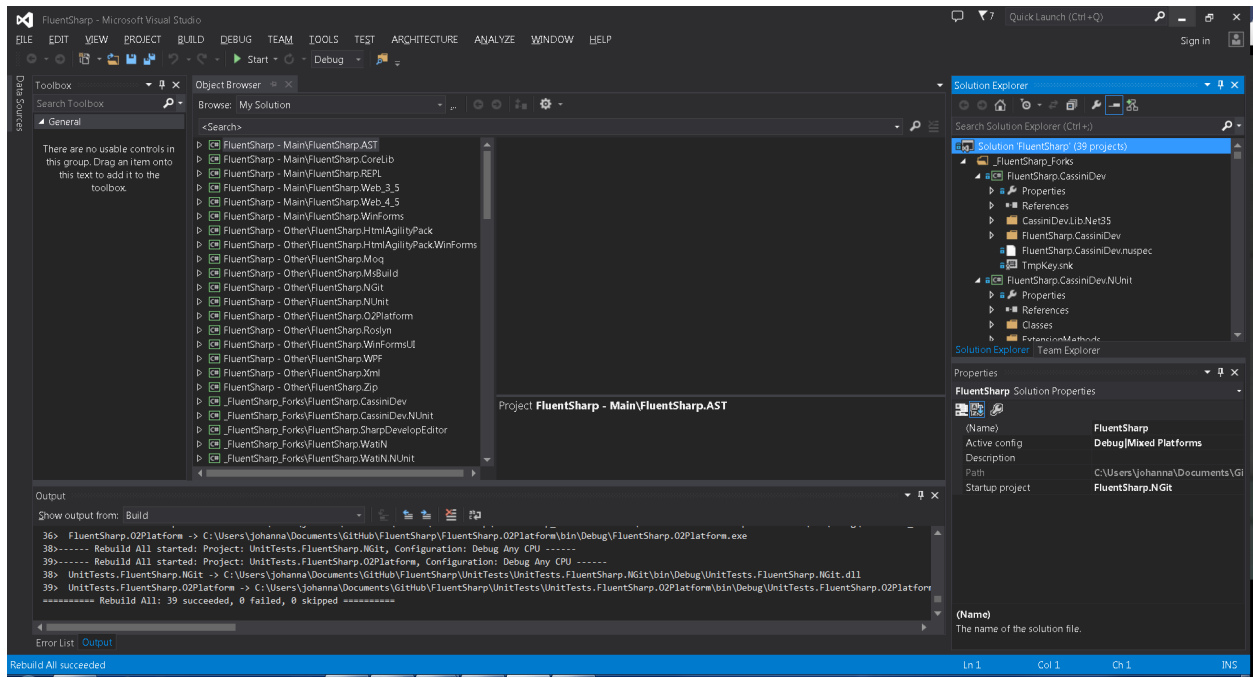
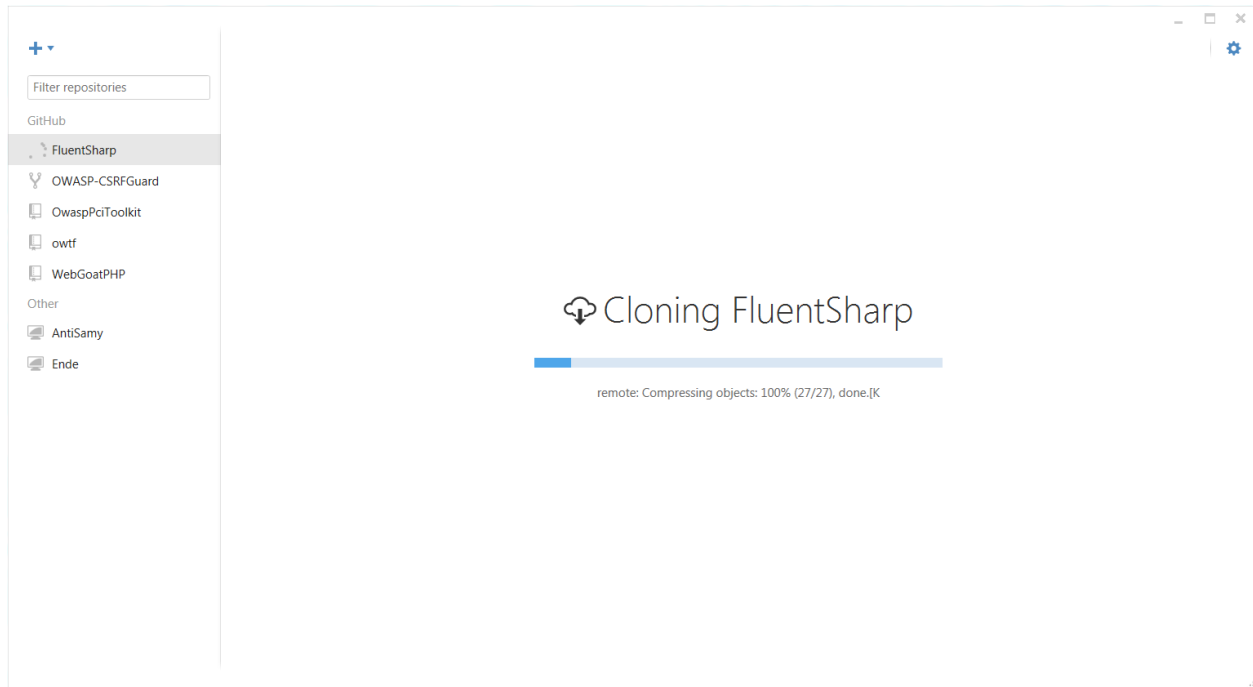


Project Abstract

Project has a significant robust development the last 2 years (based on repository activity) and very detailed information on its features and how to use it. It is a very valuable tool for code analysis, which is rare to find a robust open source tool for .NET source code analysis that works this well. Main concern here is that it does not seem to have a considerable mass of users and issues. Project leader can clarify this info, since we are not finding issues logged by users of this tool. Another issue is that it is not easy for new developers or contributors to help or join. If this project wants to become flagship it needs considerable work on these sections.

Feedback 8th August 2014

Last Build taken on the 8th August build smoothly without errors



Dinis provided us extra instructions regarding the steps in team city and links in its blog

Build Step	Parameters Description		
Build FluentSharp - Main	Visual Studio (sln) Build file path: FluentSharp.sln Targets: Build Configuration: Release Platform: <default> Execute: If all previous steps finished successfully	Edit	More ▾
Run NUnit tests (x86) <i>(disabled)</i>	NUnit Runtime: NUnit-2.6.2 v4.0 x86 Run tests on: UnitTests\UnitTests.FluentSharp.AspNet_MVC\bin\Release\UnitTests.FluentSharp.AspNet_MVC.dll FluentSharp_Fork.CassiniDev\UnitTests_FluentSharp_Fork.CassiniDev\bin\Release\UnitTests_FluentSharp_Fork.CassiniDev.dll Execute: If all previous steps finished successfully	Edit	More ▾
Run NUnit tests (auto MSIL) <i>(disabled)</i>	NUnit Runtime: NUnit-2.6.2 v4.0 MSIL Run tests on: UnitTests\UnitTests.FluentSharp.CoreLib\bin\Release\UnitTests.FluentSharp.CoreLib.dll UnitTests\UnitTests.FluentSharp.WinForms\bin\Release\UnitTests.FluentSharp.WinForms.dll UnitTests\UnitTests.FluentSharp.REPL\bin\Release\UnitTests.FluentSharp.REPL.dll UnitTests\UnitTests.FluentSharp.NGit\bin\Release\UnitTests.FluentSharp.NGit.dll Execute: If all previous steps finished successfully	Edit	More ▾
NuGet Package - FluentSharp.Corelib	NuGet Pack Pack: FluentSharp.AST/FluentSharp.AST.csproj FluentSharp.CoreLib/FluentSharp.CoreLib.csproj FluentSharp.HtmlAgilityPack/FluentSharp.HtmlAgilityPack.csproj FluentSharp.HtmlAgilityPack.WinForms/FluentSharp.HtmlAgilityPack.WinForms.csproj FluentSharp.Moq/FluentSharp.Moq.csproj FluentSharp.MsBuild/FluentSharp.MsBuild.csproj FluentSharp.NGit/FluentSharp.NGit.csproj FluentSharp.NUnit/FluentSharp.NUnit.csproj FluentSharp.REPL/FluentSharp.REPL.csproj FluentSharp.Roslyn/FluentSharp.Roslyn.csproj FluentSharp.Web/FluentSharp.Web_3_5.csproj FluentSharp.Web_4_5/FluentSharp.Web_4_5.csproj FluentSharp.WinForms/FluentSharp.WinForms.csproj FluentSharp.WinFormsUI/FluentSharp.WinFormsUI.csproj FluentSharp.WPF/FluentSharp.WPF.csproj FluentSharp.Xml/FluentSharp.Xml.csproj FluentSharp.Zip/FluentSharp.Zip.csproj FluentSharp_Fork.SharpDevelopEditor/FluentSharp.SharpDevelopEditor/FluentSharp.SharpDevelopEditor.csproj FluentSharp_Fork.CassiniDev/FluentSharp_Fork.CassiniDev/FluentSharp.CassiniDev.csproj FluentSharp_Fork.CassiniDev/FluentSharp.CassiniDev.NUnit/FluentSharp.CassiniDev.NUnit.csproj FluentSharp_Fork.WatiN/FluentSharp.WatiN/FluentSharp.WatiN.csproj FluentSharp_Fork.WatiN/FluentSharp.WatiN.NUnit/FluentSharp.WatiN.NUnit.csproj Version: 5.5.%build.number% Execute: If all previous steps finished successfully	Edit	More ▾
NuGet Publish - FluentSharp.Corelib	NuGet Publish Packages: NuGet_Packages\FluentShar...Ast.5.5.%build.number%.nupkg, NuGet_Packages\FluentShar...Dev.5.5.%build.number%.nupkg, NuGet_Packages\FluentShar...nit.5.5.%build.number%.nupkg, NuGet_Packages\FluentShar...Lib.5.5.%build.number%.nupkg, NuGet_Packages\FluentShar...ack.5.5.%build.number%.nupkg,	Edit	More ▾

Project libraries also easily available through Nugget

Final review

We suggest the project leader updates their information in the wiki page and add some additional links to direct users, new developers or potential contributors to the resources in the blog. Project keeps its LAB status and next review will be programmed next year January, 2015.