

The case for client-side HTML sanitization

Insane in the IFRAME

David Ross
Principal Software Security Engineer
Trustworthy Computing Security
Microsoft

Who am I?

- MSRC Engineering team member
 - Up in your vuln reports, helping to remediate

You may know me from...

- Bug bounty triage v-team lead for design-level issues
- IE XSS Filter
- Internet Explorer security
- Twitter ([@randomdross](#))

Agenda

- HTML Sanitization – An Introduction
- The many bugs
- What's the lesson?
- Is there a better mousetrap?
- jSanity
 - Design principles
 - Implementation
 - Security
 - Compatibility
 - Performance
 - Demo
 - Current status
- The future
- Credits / Conclusion / Q&A

HTML Sanitization – An Introduction

What is HTML sanitization?

- HTML sanitization takes markup as input, outputs “safe” markup / DOM
 - ...for some definition of “safe”
 - Distinct from *encoding* (eg: URLEncoding, HTMLEncoding, etc.)
- HTML sanitization is everywhere
 - Canonical example: web forum posts w/markup
 - Modern applications with client-side business logic
 - Eg: Javascript-based Windows 8 Store apps
 - Outlook.com

HTML Sanitization – An Introduction

Why are HTML sanitization bypass bugs important?

- Worst case scenario
 - Script running from a mail message executes within the security context of the mail application
 - ...from the preview pane that appears automatically
 - Attacker could set up auto-forwarding, impersonate you, steal all your mail, etc.

Yet, HTML sanitization bugs are pervasive

- Fuzzing? Can be helpful, but difficult*...
- Threat modeling? Not so relevant...
- Smart hackers with some free time – very relevant

And the underlying platforms continue to change. All of them.

This is a hard problem.

The Many Bugs – Example #1

- Sanitizer Bypass in validator Node.js Module by [@NealPoole](https://t.co/5omk5ec2UD)

- Nesting

Input: `<scrRedirecRedirect 302t 302ipt
type="text/javascript">prompt(1);</scrRedirecRedirect 302t 302ipt>`

Output: `<script type="text/javascript">prompt(1);</script>`

Observation: Removing data from markup can create XSS where it didn't previously exist

The Many Bugs – Example #2

- CVE-2011-1252 / MS11-074
 - SharePoint / SafeHTML

Input:

```
<style>div{color:rgb(0,0,0)&a=expression(alert(1))}</style>
```

& → &

Output:

```
<style>div{color:rgb(0,0,0)&a=expression(alert(1))}</style>
```

Observations:

- Sanitizer created a delimiter (the semi-colon)
- Legacy IE CSS expression syntax required to execute script
- Context mismatch
 - Sanitizer: "expression" is considered to be in a benign location
 - Browser: "expression" is considered to be the RHS of a CSS property set operation

The Many Bugs – Example #3

- CodeIgniter <= 2.1.1 xss_clean() sanitizer bug (CVE-2012-1915)
 - Credit: Krzysztof Kotowicz ([@kkotowicz](#))
 - Thx [@NealPoole](#) and [@adam_baldwin](#)!
 - Fake tag closure

Input and Output:

```
<img/src=">" onerror=alert(1)>
```

```
<button/a=">" autofocus onfocus=alert(1)></button>
```

Observations:

- No content modification required to trigger the vulnerability
- Sanitizer: ">" recognized as closing the IMG or BUTTON element
 - Allows script through, believing it to be in the raw HTML context
- Browser: ">" recognized as an attribute value
 - Browser executes onerror / onfocus event handlers

The Many Bugs – Example #4

- Wordpress 3.0.3 (kses.php)
 - Credit: Mauro Gentile ([@sneak](#))
 - Thx [@superevr](#)!
 - Lower case attribute name check

Input and Output:

```
<a HREF="javascript:alert(0)">click me</a>
```

Observations:

- No content modification required to trigger the vulnerability
- Sanitizer: Only lower case "href" recognized as an attribute name
- Browser: HREF attribute recognized, javascript: URL executes on click
- Sanitizer and browser don't agree on what constitutes an attribute name

What's the lesson?

1. High level: Parsing / “context management” is hard

Sanitizers must *exactly* emulate client-side parsing

- An opportunity for a vulnerability any time the sanitizer and browser get out of sync
- Sanitizer output must be safe for *all* useragents
 - If this is even possible!

What's the lesson? (cont.)

2. Parsing is the **difficult** part of sanitization

- The “business logic” is easy
 - Eg: What tags, attributes, CSS, etc. are considered acceptable
- Logically, the sanitizer was built to define this business logic
 - The sanitizer's value is not derived from being yet another HTML parser!
- All the bugs identified previously are parsing / “context management” related

Is there a better mousetrap?

- Why not use the browser's own parsing!
 - ...the browser can never be "wrong"
 - No opportunity for a parsing mismatch
- Implication: Sanitization is client-side
 - So is jQuery!

Introducing... jSanity

- An experiment in creating a better kind of sanitizer API
- Security advantages
 - **No independent parsing / context handling**
 - Thus fundamentally invulnerable to the most prevalent and most difficult to address sanitization vulnerabilities
 - No regular expressions!
 - Pervasive allow-list strategy (no block-listing)
 - Doesn't trigger mutation-based XSS (mXSS)
 - HTML → DOM only, never HTML → DOM → HTML → DOM
 - Configurable to provide the right level of sanitization for a given scenario
 - Eg: Allow data-foo attributes, otherwise block data-*
 - Simple
 - Straightforward, explicitly defined ruleset for "business logic"
 - Isolated within the code, not strewn across a large codebase
 - So much tricky sanitization / parsing logic is unnecessary!


jSanity Design principles

- Secure by Default
 - Against injection of script
 - Against everything else (configurable)
 - CSS-based overlay attacks
 - IFRAME or FORM injection
 - External content download (privacy for mail scenarios)
 - Namespace squatting
 - Unclosed tags / attributes, etc.
- Compatible
 - Cross-browser
 - IE9+, at minimum
- Performant
 - Competitive with other techniques

jSanity Implementation

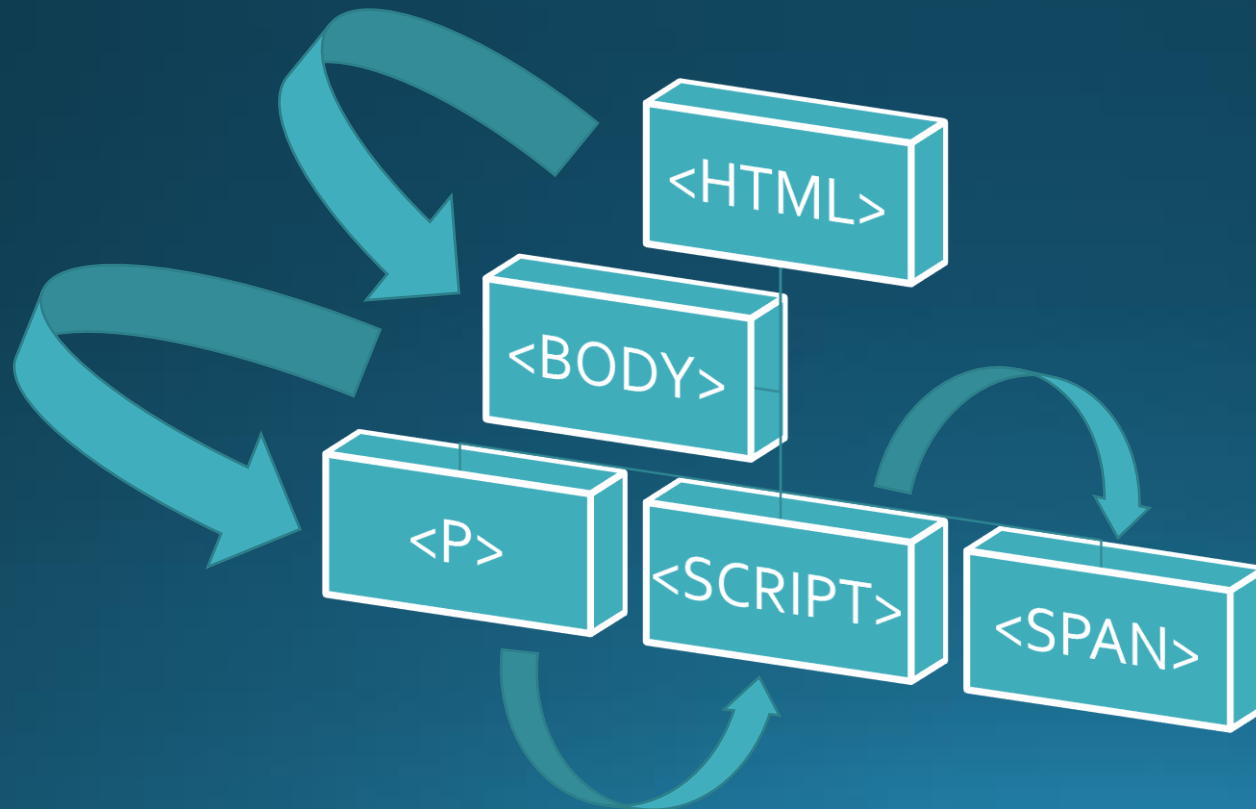
- Basic facts
 - jQuery plugin
 - ~1K LoC, currently
- Sanitization process
 1. Use `document.implementation.createHTMLDocument` to parse input into a DOM

```
<HTML><BODY>  
<P></P>  
<SCRIPT></SCRIPT>  
<SPAN></SPAN>  
</BODY></HTML>
```



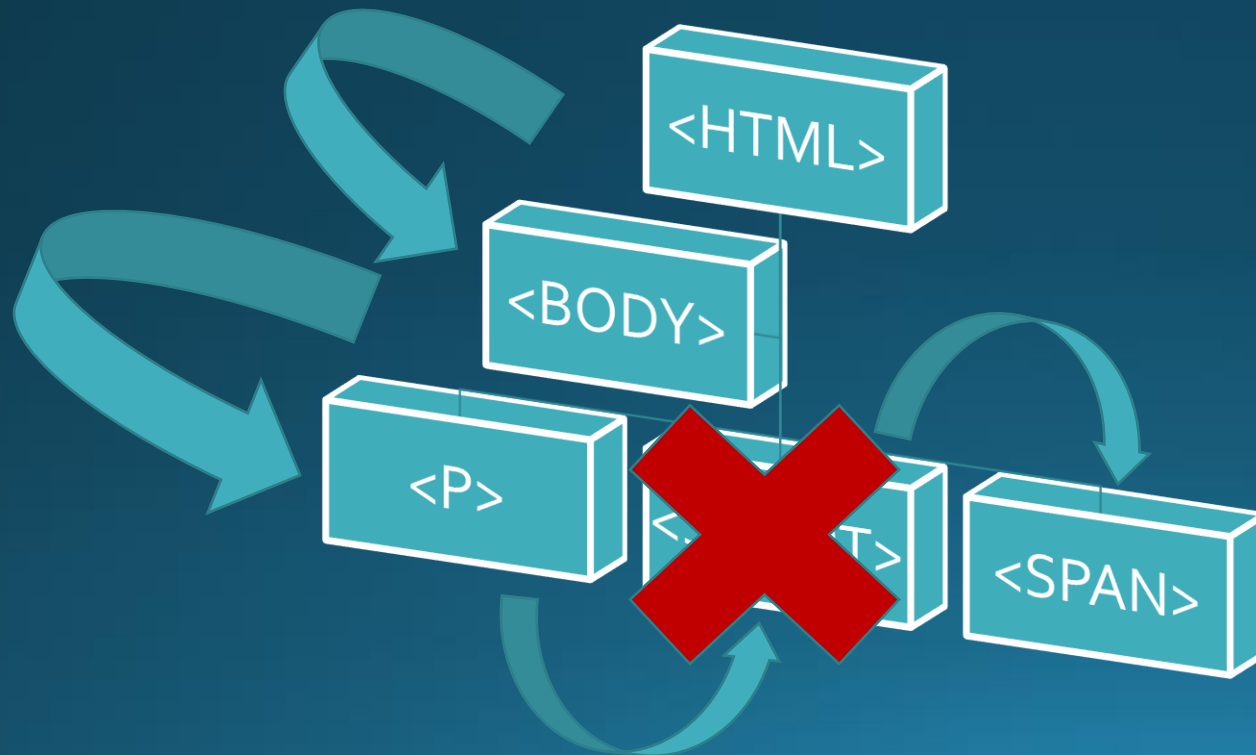
jSanity Implementation (cont.)

- Sanitization process (cont.)
 2. Use `document.createTreeWalker` to walk the DOM



jSanity Implementation (cont.)

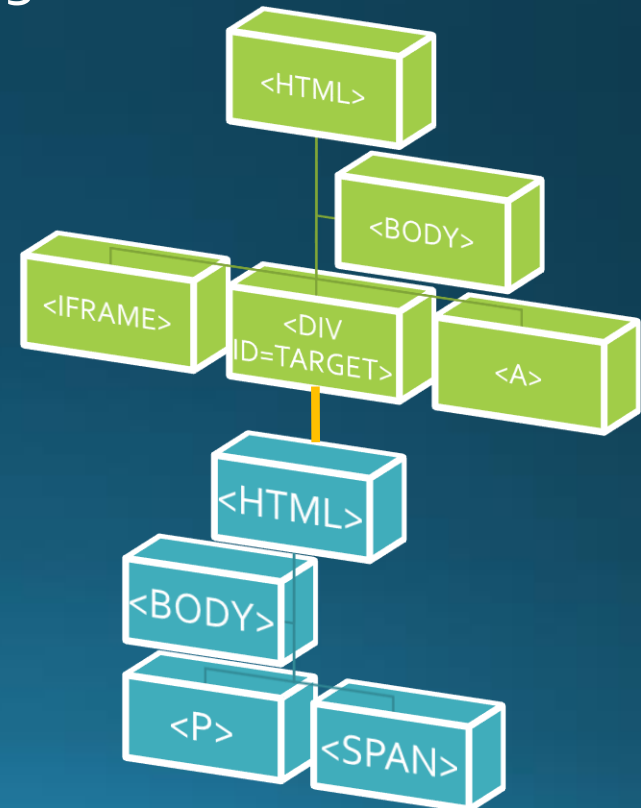

- Sanitization process (cont.)
 3. Remove elements / attributes / etc. not explicitly allowed*



* Old (less-performant) approach:
Build yet another DOM by copying safe elements / attributes / etc. to a new DOM during tree walk

jSanity Implementation (cont.)

- Sanitization process (cont.)
 5. Resolve jQuery Promise to notify hosting page



jSanity Security

- document.implementation.createHTMLDocument
 - Must never run script
 - Must never pull external content
 - Just parse and build a DOM, that's it!
 - Implementation bugs in this API should be straightforward to fix
- Additional security properties
 - Allow-lists elements, attributes, CSS, etc.
 - Namespace support (eg: SVG)
 - Prefixes NAME / ID attributes to avoid squatting
 - CLASS attributes must be optionally handled by a callback
 - Constrains display area of output to mitigate overlay attacks

jSanity Security (cont.)

- Additional security properties (cont.)
 - Validates link URLs to avoid script injection, etc.
 - Callbacks allow for custom validation / translation
 - Callers can specify script that runs onClick
 - Eg: "Do you really want to navigate to this link?"
 - Allows for regulation of external content
 - Conservative ruleset by default
 - Validates supported / secure environment
 - Browser version, docmode, etc.

jSanity Security (cont.)

- Bugs found in pentest (Credit: Gareth Heyes)
 - CLASS attributes can contain multiple class names
 - ...so simple prefixing doesn't work as it does with NAME / ID
 - INPUT: `test`
 - OUTPUT: `test`
 - DoS conditions
 - `<math> bomb`
 - `<math>` element doesn't contain a style property
 - `<div data-"A">`
 - Causes `elementNode.setAttribute(name, value)` to explode
 - Fixed with a try/catch
 - DOM squatting preventing node removal
 - Eg: `foo<form><input name=parentNode>`
 - Confused node removal code, fortunately failed secure
 - Various other implementation bugs

jSanity Compatibility

- Cross-platform
- Based on javascript
 - A javascript-based sanitizer is easily auditable (vs. a “black box”)
 - HTML updated frequently enough that sanitizers are often under pressure to add support for new elements, attributes, etc.
 - Simple and extensible for customers
 - HTML elements, attributes, etc. may be...
 - Allowed by default
 - Allowed on an opt-in basis
 - Allowed via custom callbacks
 - Drawback: Requires browser primitives
 - No support prior to IE9

jSanity Performance

- Async (vs. synchronous toStaticHTML API)
 - Leverages jQuery [promises / deferreds](#)
 - setImmediate
 - Uses NobleJS setImmediate polyfill where setImmediate isn't available
 - Work is performed with minimal blocking of other script on the page
- Sorry, no multithreading
 - Web Workers can't touch the DOM
- Competition
 - Server-side sanitizers
 - Zero client-side perf impact
 - Results of jSanity sanitization may be pre-computed and cached
 - .toStaticHTML() API

jSanity Performance - Benchmarks

- Sanitization of ~1MB markup from the front page of 10 major sites
- Visual output
 - Dot (.) == 10ms heartbeat
 - X == ~5 skipped heartbeats
 - # == "All Done"
- Where we started
 - XX#.....
 - ☹ Slow synchronous return, lots of UI non-responsiveness
- Where we wound up after going async, and perf improvements
 - XXXX..XX.XX.....XX.XX..#.....
 - 😊 Immediate synchronous return, opportunity for script on the page to execute alongside sanitization
 - "All Done" (including rendering) in ~650ms on a standard desktop w/IE10

jSanity Performance – Benchmarks (cont.)

- The competition
 - .toStaticHTML
 - No DOM insertion
 - XXX..#
 - Fast ~140ms to “All Done”
 - At least jSanity still wins on synchronous response 😊
 - With DOM insertion
 - XXX
XXXXXXXXXXXXXXXXXX..#
 - Long freeze
 - Due to STYLE elements passing through
 - Liberal sanitization allows CSS overlay

jSanity Performance – Benchmarks (cont.)

- Conclusions
 - Raw toStaticHTML is tough to beat
 - ...but we win on synchronous response time
 - jSanity is fast enough that rendering speed dictates overall sanitizer performance
 - We will edge closer to toStaticHTML's rendering time as more safe CSS is allowed through sanitization
 - Still, jSanity will never be as liberal as toStaticHTML
 - More secure
 - Now also demonstrated to aid performance
 - Pervasive use of Deferred w/setImmediate is proven to maintain a responsive UI

Demo / Hosting jSanity

```
// Specify options on sanitization target element #1
$('#targetDiv').data('jSanity',
    {
        inputString: $("#badHtmlDiv").val(),
        allowLinks: true
    });

// Specify options on sanitization target element #2
$('#targetSpan').data('jSanity',
    {
        inputString: $("#badHtmlSpan").val(),
        linkClickCallback: 'alert(\'Link clicked!\');
        return false;'
    });
```

```
// Call the sanitize method across all
selected elements

$(".jSanitizeMe").jSanity('sanitize',
    {
        allowLinks: true,
        customProtocols:
            { 'someProtocol://' : 1 }
    });
```

[\[Demo\]](#) [\[Benchmark\]](#)

Options precedence / inheritance rules:
(Options specified on target
element) > (options specified on
sanitize() call) > (default options)

jSanity Status

- Feature complete
- Certainly not “done”
 - Needs real-world testing
- Challenges
 - We need a better solution for <STYLE> elements
 - Today we call back into host to handle <STYLE> elements
 - May not be possible to solve this today without custom parsing logic

The future

- Investigating how to make jSanity broadly available
- But... If you can't wait, feel free to build your own!
 - Remember: Building your own sanitizer can be harder than it looks!
- Framework integration
- Transparently override default sanitization in platforms that are based on web technology

The future

- Where do these new technologies fit into the picture...
 - Shadow DOM
 - Isolation within a single DOM
 - Something jSanity can leverage in the future
 - Seamless frames + SANDBOX + SRCDOC
 - Solves some of the biggest problems with IFRAME-based isolation
 - CSS bleed-through
 - Non-rectangular shape
 - Potential disadvantages
 - Limited configurability
 - Limited browser support (today)
 - Agility in the event of a bypass, globally or due to an application artifact

Credits

- jSanity is simply an API that leverages client-side sanitization techniques pioneered by a few amazing individuals
 - [Mario Heiderich \(@ox6D6172696F\)](#)
 - [JSAgents / IceShield](#)
 - [Gareth Heyes \(@garethhey\)](#)
 - [JSLR](#)
- Special thanks to...
 - [Ben Livshits](#)
 - [Loris D'Antoni](#)
 - Used jSanity in demonstrating [FAST](#) domain specific language for tree manipulation
- Other shout-outs
 - Google [Caja HTML sanitizer](#)
 - Client side, parses HTML
 - [Stefano Di Paola](#), [Eduardo 'Sirdarckcat' Vela N.](#)

Conclusion

- HTML sanitizers as they exist today have recurring, unnecessary bypass vulnerabilities due to parsing / “context management”
- It is possible to build a client-side sanitizer offering a fundamental security advantage relative to server-side approaches
 - Based on browser primitives that exist today
 - Acceptable compatibility and performance characteristics
- Not-so-bold prediction
 - In five years, the majority of top tier applications and frameworks will support client-side sanitization based on browser primitives

Questions

↑ I just presented on HTML sanitization at OWASP AppSec EU 2013. AMA! (self.AMA)

1 Submitted 1 second ago by [randomdross](#)

0 comments share

Slides will be up on Slideshare.net shortly...