

HANDLING OF SECURITY REQUIREMENTS IN SOFTWARE DEVELOPMENT LIFECYCLE

DANIEL KEFER



@DKEFER



ISSUES

REPEATING MISTAKES

SECURITY DOCUMENTATION

SECURITY BEHIND DEV PROCESSES AND TOOLING

APPROACH

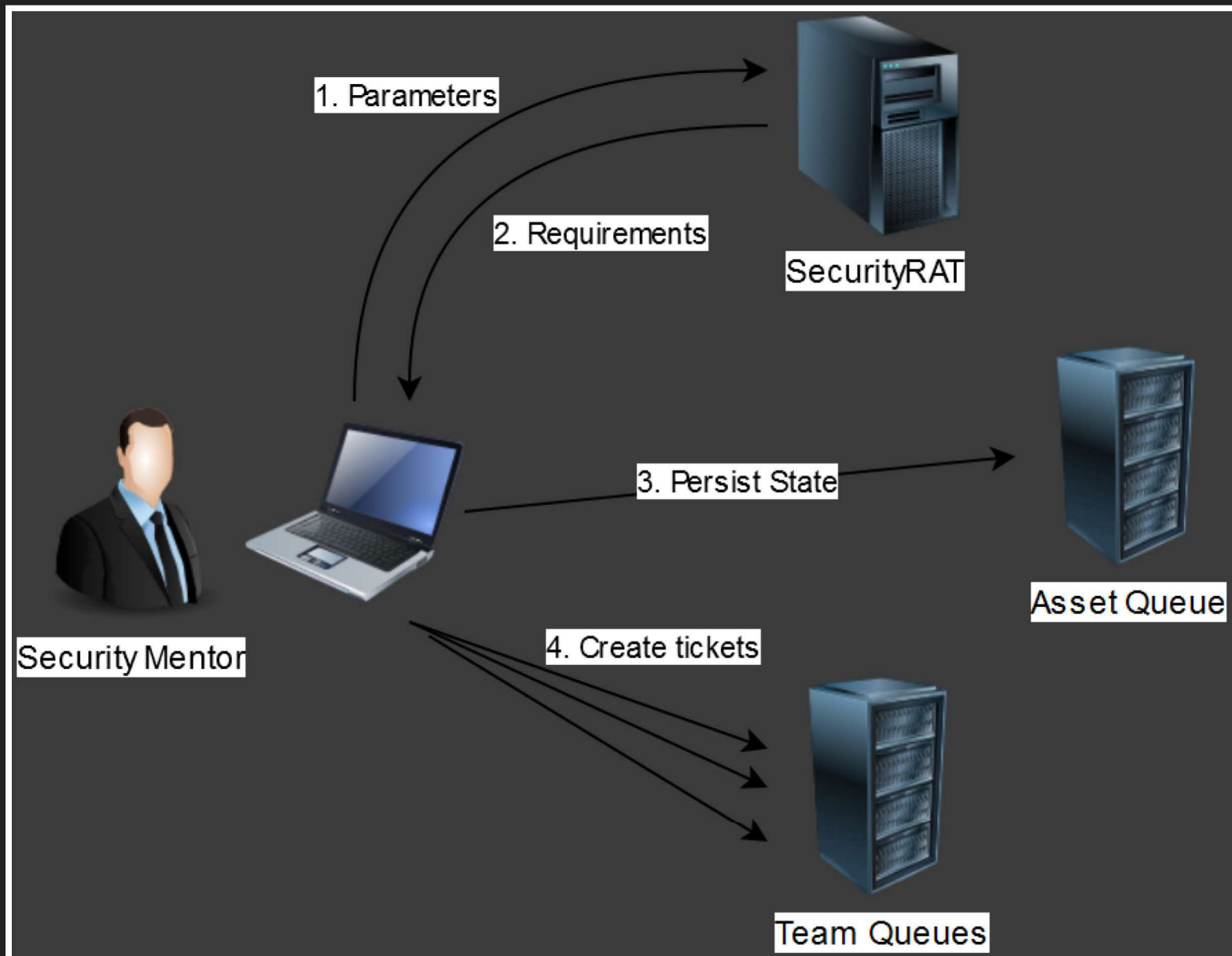


ALIGN THE PROCESS

SCALE

KISS

SECURITYRAT




USE CASES

New assets

Production assets



DEMO





INTERNALS





Based on [JHipster](#)


Requirement Skeletons

Short Name	Description	More Information ▾	Motivation ▾	Strategy ▾	Comment	Select ▾
Secure Architecture						
SA-01 	3rd party code is identified, checked for security vulnerabilities and its update process is defined.	Implementation of automated tooling can support this task: <ul style="list-style-type: none">• https://www.owasp.org/index.php/OWASP_Dependency_Check (mapping of dependencies to CVEs)• https://nodesecurity.io/tools (evaluation of vulnerable packages for npm)• http://retirejs.github.io/retire.js/ (JavaScript libraries with known vulnerabilities)	Decrease the security risk being introduced by using vulnerable libraries. Be able to find out quickly if we're affected when new vulnerabilities are published.	Task ▾	<div style="border: 1px solid #ccc; height: 100px;"></div>	<input type="checkbox"/>
SA-02 	No fundamentally different roles are present in the same application.	Example: <ul style="list-style-type: none">• internal employees and external customers should work on completely separated systems so that the privilege escalation probability and impact in case		Task ▾	<div style="border: 1px solid #ccc; height: 100px;"></div>	<input type="checkbox"/>



Optional Columns

Short Name	Description	More Information ▾	Motivation ▾	Strategy ▾	Comment	Select ▾
Secure Architecture						
SA-01 	3rd party code is identified, checked for security vulnerabilities and its update process is defined.	Implementation of automated tooling can support this task: <ul style="list-style-type: none">• https://www.owasp.org/index.php/OWASP_Dependency_Check (mapping of dependencies to CVEs)• https://nodesecurity.io/tools (evaluation of vulnerable packages for npm)• http://retirejs.github.io/retire.js/ (JavaScript libraries with known vulnerabilities)	Decrease the security risk being introduced by using vulnerable libraries. Be able to find out quickly if we're affected when new vulnerabilities are published.	Task ▾	<div style="border: 1px solid #ccc; height: 100px;"></div>	<input type="checkbox"/>
SA-02 	No fundamentally different roles are present in the same application.	Example: <ul style="list-style-type: none">• internal employees and external customers should work on completely separated systems so that the privilege escalation probability and impact in case		Task ▾	<div style="border: 1px solid #ccc; height: 100px;"></div>	<input type="checkbox"/>

Alternatives to Option Columns

Short Name	Description	JAVA Application ▾	Motivation ▾	Strategy ▾
Output Encoding				
OE-01 	All untrusted data outputted to any interface are properly escaped for the particular context using a common and standardized approach.	<p>These interfaces can include (but are not limited to):</p> <ul style="list-style-type: none">• SQL• NoSQL• Web Services• LDAP• ... <p>Parametrized queries should be used in all cases.</p> <p>JAVA Application</p> <p>Example of a prepared statement for SQL queries:</p> <pre>String selectSQL = "SELECT USER_ID, USERNAME FROM DBUSER WHERE USER_ID = ?"; PreparedStatement preparedStatement = dbConnection.prepareStatement(selectSQL); preparedStatement.setInt(1, 1001); ResultSet rs = preparedStatement.executeQuery(selectSQL); ; while (rs.next()) { String userid = rs.getString("USER_ID");</pre>	Prevent injection attacks, e.g.:	Task ▾ <ul style="list-style-type: none">• SQL Injection• LDAP Injection

Status Columns

Short Name	Description	More Information ▾	Motivation ▾	Strategy ▾	Comment	Select ▾
Secure Architecture						
SA-01 	3rd party code is identified, checked for security vulnerabilities and its update process is defined.	Implementation of automated tooling can support this task: <ul style="list-style-type: none">https://www.owasp.org/index.php/OWASP_Dependency_Check (mapping of dependencies to CVEs)https://nodesecurity.io/tools (evaluation of vulnerable packages for npm)http://retirejs.github.io/retire.js/ (JavaScript libraries with known vulnerabilities)	Decrease the security risk being introduced by using vulnerable libraries. Be able to find out quickly if we're affected when new vulnerabilities are published.	Task ▾	<div style="border: 1px solid #ccc; height: 100px;"></div>	<input type="checkbox"/>
SA-02 	No fundamentally different roles are present in the same application.	Example: <ul style="list-style-type: none">internal employees and external customers should work on completely separated systems so that the privilege escalation probability and impact in case		Task ▾	<div style="border: 1px solid #ccc; height: 100px;"></div>	<input type="checkbox"/>

Implementation Type

Artifact Properties:

Criticality



Select ▾

System Type



Select ▾

Authentication



Select ▾

Session Management



Select ▾

Reachability



Select ▾

Implementation: *

Implementation Type



Select ▾

Collections

Artifact Properties:

Criticality	?	Select ▾
System Type	?	Select ▾
Authentication	?	Select ▾
Session Management	?	Select ▾
Reachability	?	Select ▾

Implementation: *

Implementation Type	?	Select ▾
---------------------	---	----------

Tags

Artifact Settings >

Tags ▾

Requirement Owner ?	Product Manager	Security Mentor	Project Manager	SCRUM Master
Phase relevance ?	Initiation	Design	Coding	QA
QA ?	BlackBox	Functional Test	White box	
Documentation ?	Design			

< >

AUTHENTICATION

Own authentication scheme

CAS (Central Authentication Service)

ROLES

Frontend User

User

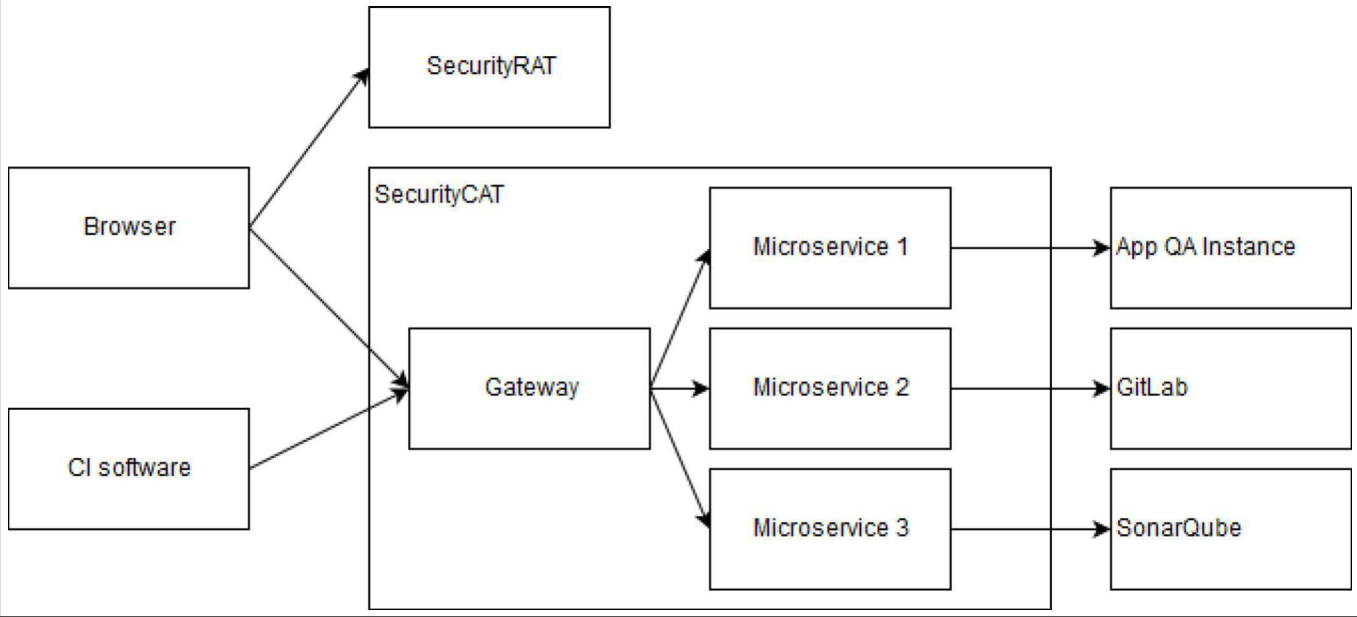
Admin

JIRA INTEGRATION





Cross Origin Request Sharing

SecurityRAT inherits user's rights in JIRA

SECURITYCAT



Action with selected ▾

-  Create JIRA tickets
-  Create spreadsheet
-  Create slides
-  Test requirements (BETA)

Test requirements



Please make sure that the selected requirements are testable. Depending on how a requirement is tested, make sure to fill the necessary fields.

You have selected 9 requirements.

+ Show selected requirements

Application URL



http://example.com

SCM URL



https://gitlab_url/example_com

Sonarqube Key













com.example

Cancel

Start

Test results

Alternatively is the result available at <https://.serviceapi/resource/46> for a week as from now.

Short Name	Description	Result	Confidence level	Message	Tool
IV-08	Buffer overflow attacks are mitigated.		 90%	The test was successful.	sonarMS
EHL-01	The system does not output error messages data that could assist an attacker.		 70%	The test was unsuccessful. Check for the sonarqube vulnerabilities to your projects with tag(s) error-handling.	sonarMS
SA-01	3rd party code is identified, checked for security vulnerabilities and its update process is defined.		 70%	The test was successful.	sonarMS
IV-04	Cross-Site Request Forgery attacks are mitigated.		 50%	The test was successful.	sonarMS
OE-01	All untrusted data outputted to any interface are properly escaped for the particular context using a common and standardized approach.		 90%	The test was successful.	sonarMS



FUTURE PLANS

SECURITYRAT 2.0

<https://github.com/SecurityRAT/SecurityRAT/wiki/Version-2.0-Brainstorming>

COMMUNITY

Issues

Pull requests

Derived projects

THANK YOU FOR YOUR ATTENTION!

<https://securityrat.github.io>

dan.kefer@gmail.com